












Shown actual size: Maestro dimmer and 1-gang Claro wallplate in White (WH).


Product family features

- True multi-location dimming from every location
- Tap on to preset level; tap off; tap twice for full on; touch rocker to adjust light level
- LEDs indicate light level and glow softly in the dark
- Delayed off provides light as you exit the room
- Line frequency compensation maintains stable light levels despite power line frequency and voltage variations
- Programming allows customized functions
- C•L®, eco-dim and eco-timer models available
- Coordinating Claro®, Satin Colors®, and Stainless Steel wallplates only available separately
- Custom engraving available for wallplates; see p. 237

Direct load type compatibility




-  Incandescent/halogen lighting
-  Dimmable CFL/LED lighting (screw-base)
-  Magnetic low-voltage lighting
-  Electronic low-voltage lighting
-  Fluorescent lighting
-  LED lighting
-  Switched lighting/fan/motor
-  Ceiling fans
-  Ceiling fan/lights

Load type requiring load interface

-  Neon/cold cathode lighting

Lighting load interfaces may be applicable for some load type, voltage, and capacity combinations. For additional information, see pp. 255–259.

Control types

-  Single-pole (one location)
-  3-way (2 locations)
-  Multi-location (up to 10 locations)

Available finishes

Use **BOLD** color code in model number (Example: MA-600-**BR**)

Gloss finishes*



WH
White



LA
Light Almond



AL
Almond



IV
Ivory



GR
Gray



BR
Brown



BL
Black

Satin Colors® finishes*



SW
Snow



LS
Limestone



BI
Biscuit



ES
Eggshell



PD
Palladium



TP
Taupe



ST
Stone



BG
Bluestone



PL
Plum



SG
Sea Glass



TQ
Turquoise



GS
Goldstone



DS
Desert Stone



GB
Greenbriar



MS
Mocha Stone



TC
Terracotta



SI
Sienna



HT
Hot



MR
Merlot



MN
Midnight



SS
Stainless Steel

Metal finish wallplate**

* Coordinating wallplates only available separately. For wallplate information, see p. 236.

** Stainless Steel wallplate only available separately and includes black plastic trim/adaptor, visible from side. Match with separate Black (BL) or Midnight (MN) controls. For wallplate information, see p. 236.

Single-circuit PIR vacancy sensor switches

Single-pole*	MS-VPS2- XX ¹
120V 2A lighting	
Multi-location/3-way**/ single-pole*	MS-VPS5M- XX ¹
120V 5A lighting 3A fan (1/10HP)	
Multi-location/3-way**/ single-pole*	MS-VPS6M2-DV- XX ¹
120–277V 6A lighting 3A fan (1/10HP) @120V only	
Multi-location/3-way**/ single-pole†	MS-VPS6M2N-DV- XX ¹
120–277V 6A lighting 3 fan (1/10 HP) @120V only	
Multi-location/3-way**/ single-pole††	MS-VPS6M2U-DV- XX ¹
120–277V 6A lighting 3A fan (1/10HP) @120V only	

2 A rated for: incandescent/halogen, magnetic low-voltage, electronic low-voltage, fluorescents, CFLs, and LEDs.

5A and 6A rated for: incandescent/halogen, magnetic low-voltage, electronic low-voltage, fluorescents, CFLs, LEDs, general purpose fans, and motor loads.

No derating required if ganged.

Single-circuit dual-technology occupancy/
vacancy sensor switches

Single-pole	MS-A102- XX ¹
120–277V 6A lighting 4.4 A fan (1/6HP) @ 120V only	
Multi-location/ 3-way**/ single-pole†	MS-B102- XX ¹
120–277V 6A lighting 4.4 A fan (1/6HP) @ 120V only	

Rated for: incandescent/halogen, magnetic low-voltage, electronic low-voltage, fluorescents, CFLs, LEDs, general purpose fans, and motor loads.

No derating required if ganged.

Single-circuit dual-technology vacancy
sensor switches

Single-pole	MS-A102-V- XX ¹
120 – 277 V 6 A lighting 4.4 A fan (1/6 HP) @ 120 V only	
Multi-location/ 3-way**/ single-pole†	MS-B102-V- XX ¹
120 – 277 V 6 A lighting 4.4 A fan (1/6 HP) @ 120 V only	

Rated for: incandescent/halogen, magnetic low-voltage, electronic low-voltage, fluorescents, CFLs, LEDs, general purpose fans, and motor loads.

No derating required if ganged.

XX¹: Gloss and Satin Colors® codes, see p. 57

Wallplates not included, order separately, see p. 236

For more information on occupancy/vacancy sensors, visit www.lutron.com/occsensors

* Ground connection required

** Works with standard mechanical 3-way switch

† **Requires neutral wire connection**

†† **Neutral wire and ground connection available, one required**