

One-touch Fittings

Series KQ2

Applicable Tubing: Metric Size
Connection Thread: M, R, Rc

How to Order

KQ 2 H 06 - 01 S - []

• **One-touch fittings**

• **Product's color**

Symbol	Body	Release button
2	White	Light gray
Nil	Black	Blue

• **With thread sealant (Male thread only)**

Nil	None
S	With thread sealant

Note) Port size with sealant: Only
R 1/8
R 1/4
R 3/8
R 1/2

• **Applicable tubing O.D.**

23	ø3.2
04	ø4
06	ø6
08	ø8
10	ø10
12	ø12
16	ø16

• **Port size/Applicable tubing O.D.**

Tubing (Rod) connection	Thread connection	Port size/Applicable tubing O.D.
M5	M5	M5 x 0.8
M6	M6	M6 x 1.0
01	R 1/8, Rc 1/8	R 1/8, Rc 1/8
02	R 1/4, Rc 1/4	R 1/4, Rc 1/4
03	R 3/8, Rc 3/8	R 3/8, Rc 3/8
04	R 1/2, Rc 1/2	R 1/2, Rc 1/2
00		Same dia. tubing
04		ø4
06		ø6
08		ø8
10		ø10
12		ø12
16		ø16
99		Same dia. rod

• **Model**

H	Male connector	T	Male branch tee
	Straight union		Union tee
	Different diameter straight		Different diameter tee*
S	Hex. socket head male connector	TW	Cross*
F	Female connector	TX	Different diameter cross*
L	Male elbow	TY	Different diameter cross*
	Union elbow	Y	Male run tee
	Plug-in elbow	D	Male delta union
Reducer elbow	Delta union		
LU	Male branch connector	U	Branch "Y"
	Branch union elbow		Union "Y"
K	45° male elbow		Different dia. union "Y"
V	Universal male elbow		Plug-in "Y"
VS	Hexagon socket head universal male elbow		Delta branch
VF	Universal female elbow	UD	Different dia. double union "Y"
LF	Female elbow	XD	Double plug-in "Y"
VD	Double universal male elbow	X	Different diameter plug-in "Y"
VT	Triple universal male elbow	R	Plug-in reducer
Z	Branch universal male elbow		Bulkhead union
ZF	Branch universal female elbow	E	Bulkhead connector
ZD	Double branch universal male elbow		Bulkhead male elbow
ZT	Triple branch universal male elbow	LE	
	Extended plug-in elbow		
W	Extended male elbow		

Accessory

Symbol	Name
KQ2N	Nipple
	Reducer nipple
KQ2C	Adaptor
	Tube cap
KQ2C	Color cap
KQ2P	Plug (White)
KQP	Plug (Blue)

Use the below part number to order the gasket for M5 and M6 threads.

Gasket for M5 thread: M-5G2

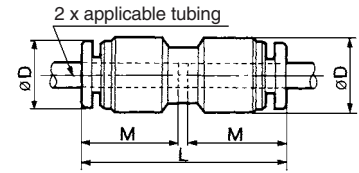
Gasket for M6 thread: M-6G

* Available only for white color body.

Straight Union: KQ2H



Applicable tubing O.D. (mm)	Model	øD ⁽¹⁾	L	M	Effective area ⁽²⁾ (mm ²)		Mass (g)
					Nylon	Urethane	
3.2	KQ2H23-00	9.6	31.5	15.5	3.4	2.9	3
4	KQ2H04-00	10.4	32.5	16	5.6	4	3
6	KQ2H06-00	12.8	34.5	17	13.1	10.4	4
8	KQ2H08-00	15.2	38.5	18.5	26.1	18.0	6
10	KQ2H10-00	18.5	42.5	21	41.5	29.5	11
12	KQ2H12-00	20.9	44.5	22	58.3	46.1	14
16	KQ2H16-00	26.5	51	25	113	(96)	24

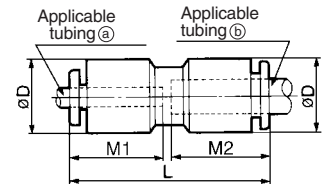


Note 1) øD: Max. diameter
Note 2) (): Values for soft nylon.

Different Diameter Straight: KQ2H



Applicable tubing O.D. (mm)		Model	Note) øD	L	M1	M2	Effective area (mm ²)		Mass (g)
(a)	(b)						Nylon	Urethane	
3.2	4	KQ2H23-04	10.4	32.5	15.5	16	3.4	2.9	3
4	6	KQ2H04-06	12.8	34.5	16	17	5.6	5.6	5
6	8	KQ2H06-08	15.2	38.5	17	18.5	13.1	10.4	6
8	10	KQ2H08-10	18.5	42	18.5	21	26.1	18.0	11
10	12	KQ2H10-12	20.9	44.5	21	22	41.5	29.5	14
12	16	KQ2H12-16	26.5	56.5	22	25	58.3	46.1	47



Note) øD: Max. diameter

Male Elbow: KQ2L

<M5>



<M6>



<R>

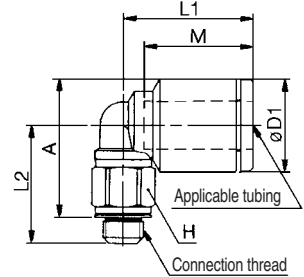


Applicable tubing O.D. (mm)	Connection thread R M	Model	H (width across flats)	Note ⁽¹⁾		L1	L2	A*	M	Effective area ⁽²⁾ (mm ²)		Mass (g)
				øD1	øD2					Nylon	Urethane	
3.2	M5 x 0.8	KQ2L23-M5	7	8.5	—	15.3	13.2	14.3	12.7	2.6	2.2	2.5
	1/8	KQ2L23-01S	10	9.6	10	17.5	20.6	22.5	15.5	3	2.5	8
	1/4	KQ2L23-02S	14	—	—	—	25	24.5	—	—	—	18
4	M5 x 0.8	KQ2L04-M5	7	9.3	—	15.6	13.7	15.3	12.7	3.5	3.5	2.7
	M6 x 1.0	KQ2L04-M6	8	—	—	—	14.7	—	—	—	—	3.6
	1/8	KQ2L04-01S	10	10.4	10	18	21.1	23	16	4.2	4.2	10
6	1/4	KQ2L04-02S	14	—	—	—	25.5	25	—	—	—	19
	M5 x 0.8	KQ2L06-M5	7	11.6	—	16.1	14.7	17.4	13.5	3.5	3.5	3.2
	M6 x 1.0	KQ2L06-M6	8	—	—	—	15.7	—	—	—	—	4.1
8	1/8	KQ2L06-01S	10	12.8	10	20	22.1	25.5	17	11.4	9.0	12
	1/4	KQ2L06-02S	14	—	—	—	26.5	27.5	—	—	—	22
	3/8	KQ2L06-03S	17	—	—	—	27.9	29	—	—	—	33
10	1/8	KQ2L08-01S	12	15.2	12	23	23.6	28	18.5	21.6	14.9	13
	1/4	KQ2L08-02S	14	—	—	—	28	30	—	—	—	21
	3/8	KQ2L08-03S	17	—	—	—	29.4	31.5	—	—	—	35
12	1/8	KQ2L10-01S	17	18.5	17	26.5	26.1	32	21	21.6	14.9	25
	1/4	KQ2L10-02S	—	—	—	—	29.5	33	—	—	—	26
	3/8	KQ2L10-03S	—	—	—	—	30.9	34.5	—	—	—	36
16	1/2	KQ2L10-04S	22	—	—	—	35.1	37	—	—	—	63
	3/8	KQ2L12-02S	17	20.9	17	28.5	30.5	35.5	22	50.2	39.7	28
	1/2	KQ2L12-04S	22	—	—	—	31.9	37	—	—	—	38
16	3/8	KQ2L16-03S	—	—	—	—	36.1	39.5	—	—	—	65
	1/2	KQ2L16-04S	—	—	—	—	36.9	44.5	25	71	(71)	101
	—	—	—	—	—	—	40.1	46	—	100	(84)	105

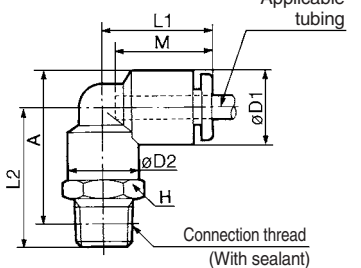


* Reference dimensions after R thread installation.
Note 1) øD1: Max. diameter
Note 2) (): Values for soft nylon.

<M5, M6>



<R>



K□

M□

H□

KK

D□

MS

LQ

MQR

T□