

I-Line™ II Straight Lengths, Fittings, and Accessories

Table 12.19: Straight Lengths (10 ft.) and Plug-in Tap Box

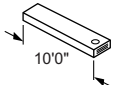


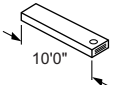

Number of Poles	Ampere Rating	Aluminum		Both Aluminum and Copper	Copper	
		G PH PH PH N	G PH PH PH N	G PH PH PH N	G PH PH PH N	G PH PH PH N
						
		10'0" Length		Plug-In Tap Box ^{[1][2]}	10'0" Length	
Feeder Style ^[3]	Plug-In Style ^[4]	Feeder Style ^[3]	Plug-In Style ^[4]			
		Catalog No.	Catalog No.	Catalog No.	Catalog No.	Catalog No.
3Ø3W + Integral Ground Bus	800	AF2308G10ST	AP2308G10ST	PTB316G ()	CF2308G10ST	CP2308G10ST
	1000	AF2310G10ST	AP2310G10ST	PTB316G ()	CF2310G10ST	CP2310G10ST
	1200	AF2312G10ST	AP2312G10ST	PTB316G ()	CF2312G10ST	CP2312G10ST
	1350	AF2313G10ST	AP2313G10ST	PTB316G ()	CF2313G10ST	CP2313G10ST
	1600	AF2316G10ST	AP2316G10ST	PTB316G ()	CF2316G10ST	CP2316G10ST
	2000	AF2320G10ST	AP2320G10ST	—	CF2320G10ST	CP2320G10ST
	2500	AF2325G10ST	AP2325G10ST	—	CF2325G10ST	CP2325G10ST
	3000	AF2330G10ST	AP2330G10ST	—	CF2330G10ST	CP2330G10ST
	3200	—	—	—	CF2332G10ST	CP2332G10ST
	4000	AF2340G10ST	AP2340G10ST	—	CF2340G10ST	CP2340G10ST
5000	—	—	—	CF2350G10ST	CP2350G10ST	
3Ø4W + Integral Ground Bus	800	AF2508G10ST	AP2508G10ST	PTB516G ()	CF2508G10ST	CP2508G10ST
	1000	AF2510G10ST	AP2510G10ST	PTB516G ()	CF2510G10ST	CP2510G10ST
	1200	AF2512G10ST	AP2512G10ST	PTB516G ()	CF2512G10ST	CP2512G10ST
	1350	AF2513G10ST	AP2513G10ST	PTB516G ()	CF2513G10ST	CP2513G10ST
	1600	AF2516G10ST	AP2516G10ST	PTB516G ()	CF2516G10ST	CP2516G10ST
	2000	AF2520G10ST	AP2520G10ST	—	CF2520G10ST	CP2520G10ST
	2500	AF2525G10ST	AP2525G10ST	—	CF2525G10ST	CP2525G10ST
	3000	AF2530G10ST	AP2530G10ST	—	CF2530G10ST	CP2530G10ST
	3200	—	—	—	CF2532G10ST	CP2532G10ST
	4000	AF2540G10ST	AP2540G10ST	—	CF2540G10ST	CP2540G10ST
5000	—	—	—	CF2550G10ST	CP2550G10ST	

Table 12.20: Fittings (All Feeder Style)







Number of Poles	Ampere Rating	Aluminum			Copper		
							
		End Tap Box	Edgewise Elbow	Flatwise Elbow	End Tap Box	Edgewise Elbow	Flatwise Elbow
		Catalog No.	Catalog No.	Catalog No.	Catalog No.	Catalog No.	Catalog No.
3Ø3W with Integral Ground Bus	800	AF2308GETBMB	AF2308GLEM11	AF2308GLFM11	CF2308GETBMB	CF2308GLEM11	CF2308GLFM11
	1000	AF2310GETBMB	AF2310GLEM11	AF2310GLFM12	CF2310GETBMB	CF2310GLEM11	CF2310GLFM11
	1200	AF2312GETBMB	AF2312GLEM11	AF2312GLFM12	CF2312GETBMB	CF2312GLEM11	CF2312GLFM12
	1350	AF2313GETBMB	AF2313GLEM11	AF2313GLFM13	CF2313GETBMB	CF2313GLEM11	CF2313GLFM12
	1600	AF2316GETBMB	AF2316GLEM11	AF2316GLFM13	CF2316GETBMB	CF2316GLEM11	CF2316GLFM12
	2000	AF2320GETBMB	AF2320GLEM11	AF2320GLFM15	CF2320GETBMB	CF2320GLEM11	CF2320GLFM13
	2500	AF2325GETBMB	AF2325GLEM11	AF2325GLFM17	CF2325GETBMB	CF2325GLEM11	CF2325GLFM15
	3000	AF2330GETBMB	AF2330GLEM11	AF2330GLFM18	CF2330GETBMB	CF2330GLEM11	CF2330GLFM16
	3200	—	—	—	CF2332GETBMB	CF2332GLEM11	CF2332GLFM17
	4000	AF2340GETBMB	AF2340GLEM11	AF2340GLFM22	CF2340GETBMB	CF2340GLEM11	CF2340GLFM21
5000	—	—	—	CF2350GETBMB	CF2350GLEM11	CF2350GLFM21	
3Ø4W with Integral Ground Bus	800	AF2508GETBMB	AF2508GLEM11	AF2508GLFM11	CF2508GETBMB	CF2508GLEM11	CF2508GLFM11
	1000	AF2510GETBMB	AF2510GLEM11	AF2510GLFM12	CF2510GETBMB	CF2510GLEM11	CF2510GLFM11
	1200	AF2512GETBMB	AF2512GLEM11	AF2512GLFM12	CF2512GETBMB	CF2512GLEM11	CF2512GLFM12
	1350	AF2513GETBMB	AF2513GLEM11	AF2513GLFM13	CF2513GETBMB	CF2513GLEM11	CF2513GLFM12
	1600	AF2516GETBMB	AF2516GLEM11	AF2516GLFM13	CF2516GETBMB	CF2516GLEM11	CF2516GLFM12
	2000	AF2520GETBMB	AF2520GLEM11	AF2520GLFM15	CF2520GETBMB	CF2520GLEM11	CF2520GLFM13
	2500	AF2525GETBMB	AF2525GLEM11	AF2525GLFM17	CF2525GETBMB	CF2525GLEM11	CF2525GLFM15
	3000	AF2530GETBMB	AF2530GLEM11	AF2530GLFM18	CF2530GETBMB	CF2530GLEM11	CF2530GLFM16
	3200	—	—	—	CF2532GETBMB	CF2532GLEM11	CF2532GLFM17
	4000	AF2540GETBMB	AF2540GLEM11	AF2540GLFM22	CF2540GETBMB	CF2540GLEM11	CF2540GLFM21
5000	—	—	—	CF2550GETBMB	CF2550GLEM11	CF2550GLFM21	

Table 12.21: Accessories

Ampere Rating		Hangers ^[5]				End Closure	Wall Flange	
Al	Cu	Horizontal Mount Busway		Vertical Mount Busway		Catalog No.	Catalog No.	
		Flatwise	Edgewise	Fixed	Spring			
—	800	HF38F	HF43E	HFV	HFVS1	HF38SH	ACF38EC	ACF38WF
800	1000	HF43F	HF43E	HFV	HFVS1	HF43SH	ACF43EC	ACF43WF
1000	1200	HF53F	HF58E	HFV	HFVS1	HF53SH	ACF53EC	ACF53WF
—	1350	HF58F	HF58E	HFV	HFVS2	HF58SH	ACF58EC	ACF58WF
1200	—	HF63F	HF67E	HFV	HFVS1	HF63SH	ACF63EC	ACF63WF

[1] To complete the catalog number, replace the blank with an "H" for the plug-in unit to be mounted on horizontally—oriented busway and "V" for the plug-in unit to be mounted on vertically-oriented busway.
 [2] Cannot be used for 800 A copper busway.
 [3] Feeder style available in lengths from 16 to 120 inches.
 [4] Plug-in style also available in 4, 6, and 8 foot lengths.
 [5] For seismic applications, seismic hangers must be used with horizontal mount flatwise or edgewise busway. Vertical mount busway may use standard fixed or spring hangers.