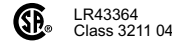



Motor Protector Circuit Breakers

Listed to UL 60947-4-1, these manual starters provide built-in thermal and magnetic protection.

Table 18.120: PowerPact™ Electronic Motor Protector Circuit Breakers (Manual Starters)<sup>New!</sup>

Electronic Trip Unit Type	Frame	Sensor Rating	Trip Unit	Full Load Ampere Rating (FLA)	Isd (x FLA)	G Interrupting	J Interrupting	L Interrupting
						Cat. No.	Cat. No.	Cat. No.
Standard <sup>[31]</sup>	H-Frame	30	2.2 M	14-25	5-13 x FLA	HGL36030M38X	HJL36030M38X	HLL36030M38X
		50		14-42	5-13 x FLA	HGL36050M38X	HJL36050M38X	HLL36050M38X
		100		30-80	5-13 x FLA	HGL36100M38X	HJL36100M38X	HLL36100M38X
		150		58-130	5-13 x FLA	HGL36150M38X	HJL36150M38X	HLL36150M38X
		250		114-217	5-13 x FLA	JGL36250M38X	JJL36250M38X	JLL36250M38X
	L-Frame	400	2.3 M	190-348	5-13 x FLA	LGL36400M38X	LJL36400M38X	LLL36400M38X
		600		312-520	5-13 x FLA	LGL36600M38X	LJL36600M38X	LLL36600M38X




TeSys™ GV2 Accessories and Enclosures

Table 18.121: GV2 Mounting Accessories

Description	Application	Standard Pack <sup>[32]</sup>	Catalog Number
Common mounting plate	For GV2 plus any 3-pole LC1D09 thru LC1D25 contactor (supplied with GV1G02 connector)	1	GK2AF01
Adapter plate	For screw mounting of GV2M	10	GV2AF02
Combination block	Interconnect for GV2 plus any 3-pole LC1K or LP1K contactor	10	GV2AF01
	Interconnect GV2 and LC1D09 thru D32	10	GV2AF3
	Interconnect GV2 and LC1D09 thru D32 mounted on LAD31	10	GV2AF4
7.5 mm compensation plate	To allow mounting of GV2M and GV2P on a common bus bar	10	GV1F03
Mounting plate	For mounting GV2ME or GV2P and contactor LC1D09 thru D32	10	LAD31
		10	LAD311



GV2GH7



LAD31

LAD311

Table 18.122: GV2 Cabling Accessories—Bus Bars


Description	Application	Pitch	Standard Pack <sup>[32]</sup>	Catalog Number
3-Pole, 63 A Bus Bar	For feeding 2 GV2 starters	45	1	GV2G245
		54	1	GV2G254
		72	1	GV2G272
	For feeding 3 GV2 starters	45	1	GV2G345
		54	1	GV2G354
	For feeding 4 GV2 starters	45	1	GV2G445
54		1	GV2G454	
72		1	GV2G472	
For feeding 5 GV2 starters		54	1	GV2G554

Table 18.123: GV2 Other Cabling Accessories

Description	Application	Standard Pack <sup>[32]</sup>	Catalog Number
Terminal blocks	Top feed for use with bus bars	1	GV1G09
	Bottom feed, to be used with bus bars; can be fitted with GV1L3 current limiter	1	GV2G05
Protective end cover	To cover unused bus bar outlets	5	GV1G10
3-pole flexible connector	For connecting a GV2 to an LC1D09 thru D25 contactor	10	GV1G02
Incoming line spacer	For GV2P when used in UL 508 Type E applications <sup>[33]</sup>	1	GV2GH7

Table 18.124: GV2 Other Accessories

Description	Application	Standard Pack <sup>[32]</sup>	Catalog Number
Visible isolation block—GV2P	Front mounting, 3-pole visible isolation on incoming side of GV2P	1	GV2AK00
Current limiter—GV2	Increases interrupt capacity when attached to GV2ME or GV2P	1	GV1L3
Through-the-door operating mechanism kits	NEMA 1, 12, Black with trip indication, for use with GV2P	1	GV2APN01
	NEMA 1, 12, Red/Yellow with trip indication, for use with GV2P	1	GV2APN02
	NEMA 3R, 4, 4X, Red/Yellow without trip indication, for use with GV2P	1	GV2APN04
Angle bracket	Operating mechanism support shaft for deep enclosures (≥ 250 mm), for use with GV2P	1	GVAPK11
Mounting bracket	Mounting bracket for installing GV2P operating mechanism	1	GVAPH02
Operating mechanism short shaft	One-piece short shaft for installing operating mechanisms in shallow enclosures, for use with GV2P, GV3P and TeSys U	1	GVAPA2
SoLink non-reversing communications link	Connection module for directly mounted GV2 and TeSys D contactor to PLC	5	LAD5C11
SoLink reversing communications link	Connection module for directly mounted GV2 and reversing TeSys D contactor to PLC	3	LAD5C12
Laser tool	Laser tool for installing through-the-door kits	1	GVAPL01



GV2AF3/GV2AF4

[31] The standard trip unit offers Class 5, 10, and 20 and phase unbalance or phase loss protection.

[32] Orders must specify multiples of quantities listed.

[33] Cannot be used with front-mounted auxiliary contact block.