



ANALOG MONITORING RELAY PHASE FAILURE AND
-SEQUENCE 3X 160 TO 690V AC 50 TO 60 HZ 1
CHANGEOVER CONTACT SCREW TERMINAL

Product function	Phase monitoring relay
------------------	------------------------

Measuring circuit:

Type of voltage for monitoring		AC
Number of poles for main current circuit		3
Measurable voltage with AC	V	160 ... 690
Relative repeat accuracy	%	1

General technical data:

Display version LED		Yes
Product function		
• undervoltage detection		No
• Overvoltage detection		No
• phase sequence recognition		Yes
• Phase failure detection		Yes
• Asymmetry recognition		No
• Overvoltage detection 3 phase		No
• undervoltage detection 3 phases		No
• Voltage window recognition 3 phase		No
• Auto-reset		Yes
• Adjustable open/closed-circuit current principle		No
Startup time after the control supply voltage has been applied	ms	1 000
Response time maximum	ms	450
Type of voltage of the control supply voltage		AC
Control supply voltage		
• with AC		
— at 50 Hz Rated value	V	160 ... 690
— at 60 Hz Rated value	V	160 ... 690
Operating range factor control supply voltage rated value		
• with AC		
— at 50 Hz		1 ... 1

— at 60 Hz		1 ... 1
Surge voltage resistance Rated value	kV	6
Active power consumption	W	2
Protection class IP		IP20
Electromagnetic compatibility		IEC 60947-1 / IEC 61000-6-2 / IEC 61000-6-4
Vibration resistance acc. to IEC 60068-2-6		1 ... 6 Hz: 15 mm, 6 ... 500 Hz: 2g
Shock resistance acc. to IEC 60068-2-27		sinusoidal half-wave 15g / 11 ms
Installation altitude at height above sea level maximum	m	2 000
Conducted interference due to burst acc. to IEC 61000-4-4		2 kV
Conducted interference due to conductor-earth surge acc. to IEC 61000-4-5		2 kV
Conducted interference due to conductor-conductor surge acc. to IEC 61000-4-5		1 kV
Electrostatic discharge acc. to IEC 61000-4-2		6 kV contact discharge / 8 kV air discharge
Field-bound parasitic coupling acc. to IEC 61000-4-3		10 V/m
Insulation voltage for overvoltage category III according to IEC 60664 with degree of pollution 3 Rated value	V	690
Degree of pollution		3
Ambient temperature		
• during operation	°C	-25 ... +60
• during storage	°C	-40 ... +85
• during transport	°C	-40 ... +85
Galvanic isolation		
• between entrance and outlet		Yes
• between the outputs		Yes
• between the voltage supply and other circuits		Yes








Mechanical data:		
Width	mm	22.5
Height	mm	83
Depth	mm	91
mounting position		any
Required spacing for grounded parts		
• forwards	mm	0
• Backwards	mm	0
• at the side	mm	0
• upwards	mm	0
• downwards	mm	0
Required spacing with side-by-side mounting		
• forwards	mm	0
• Backwards	mm	0

• at the side	mm	0
• upwards	mm	0
• downwards	mm	0
Required spacing for live parts		
• forwards	mm	0
• Backwards	mm	0
• at the side	mm	0
• upwards	mm	0
• downwards	mm	0
Mounting type		snap-on mounting
Product function removable terminal for auxiliary and control circuit		Yes
Type of electrical connection		screw-type terminals
Type of connectable conductor cross-section		
• solid		1x (0.5 ... 4 mm ²), 2x (0.5 ... 2.5 mm ²)
• finely stranded		
— with core end processing		1x (0.5 ... 2.5 mm ²), 2x (0.5 ... 1.5 mm ²)
• for AWG conductors		
— solid		2x (20 ... 14)
— stranded		2x (20 ... 14)
Tightening torque with screw-type terminals	N·m	0.8 ... 1.2

Outputs:

Number of NO contacts delayed switching		0
Number of NC contacts delayed switching		0
Number of CO contacts delayed switching		1
Ampacity of the output relay		
• at AC-15		
— at 250 V at 50/60 Hz	A	3
— at 400 V at 50/60 Hz	A	3
• at DC-13		
— at 24 V	A	1
— at 125 V	A	0.2
— at 250 V	A	0.1
Thermal current of the switching element with contacts maximum	A	5
Operating current at 17 V minimum	mA	5
Continuous current of the DIAZED fuse link of the output relay	A	4
Mechanical service life (switching cycles) typical		10 000 000
Electrical endurance (switching cycles) at AC-15 at 230 V typical		100 000
Operating frequency with 3RT2 contactor maximum	1/h	5 000

Certificates/ approvals:

General Product Approval		EMC		Test Certificates	
 CCC		 UL	 C-TICK	Type Test Certificates/Test Report	Special Test Certificate
Shipping Approval			other		
 DNV	 GL	 LRS	Declaration of Conformity	other	

Further information

Information- and Downloadcenter (Catalogs, Brochures,...)

<http://www.siemens.com/industrial-controls/catalogs>

Industry Mall (Online ordering system)

<http://www.siemens.com/industrymall>

Cax online generator

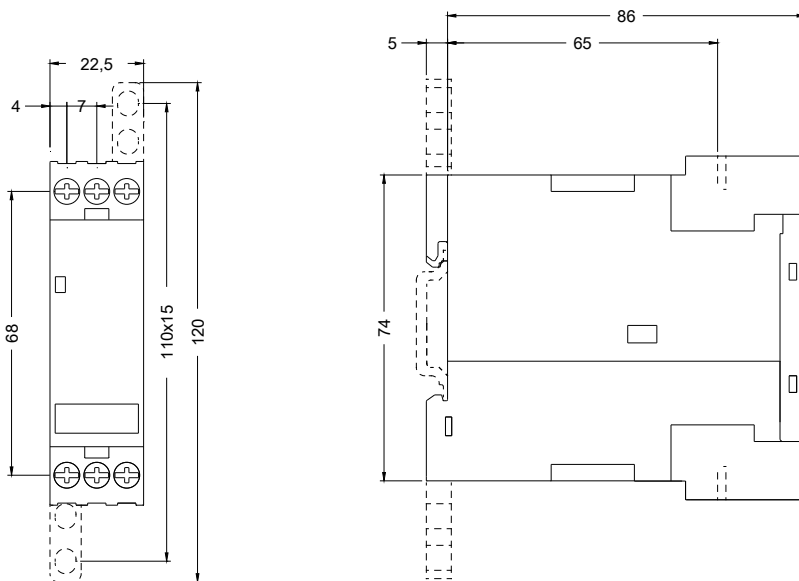
<http://support.automation.siemens.com/WW/CAXorder/default.aspx?lang=en&mfb=3UG45121AR20>

Service&Support (Manuals, Certificates, Characteristics, FAQs,...)

<https://support.industry.siemens.com/cs/ww/en/ps/3UG45121AR20>

Image database (product images, 2D dimension drawings, 3D models, device circuit diagrams, EPLAN macros, ...)

http://www.automation.siemens.com/bilddb/cax_de.aspx?mfb=3UG45121AR20&lang=en



last modified:

01.04.2015