

Pico® wireless control

Add a new control wherever you want it



On the wall

Add a new control without cutting or wiring. You can install the Pico directly on any wall surface in minutes.



On a table

Mount the Pico to a pedestal and you have a simple and elegant tabletop control.



In your hand

Use the Pico as handheld remote, and adjust the lights or shades.

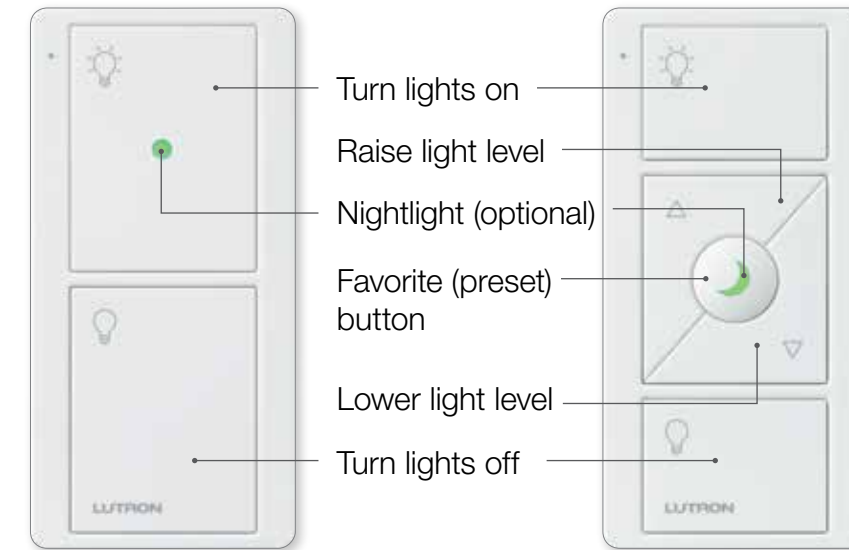


In your car

Clip a Pico to your car's visor and turn on the lights as you pull into the driveway. You'll never have to walk into a dark home again.

Product information

Button Functions



Pico® wireless control with nightlight, 2-button

Pico wireless control with nightlight, 3-button with raise/lower

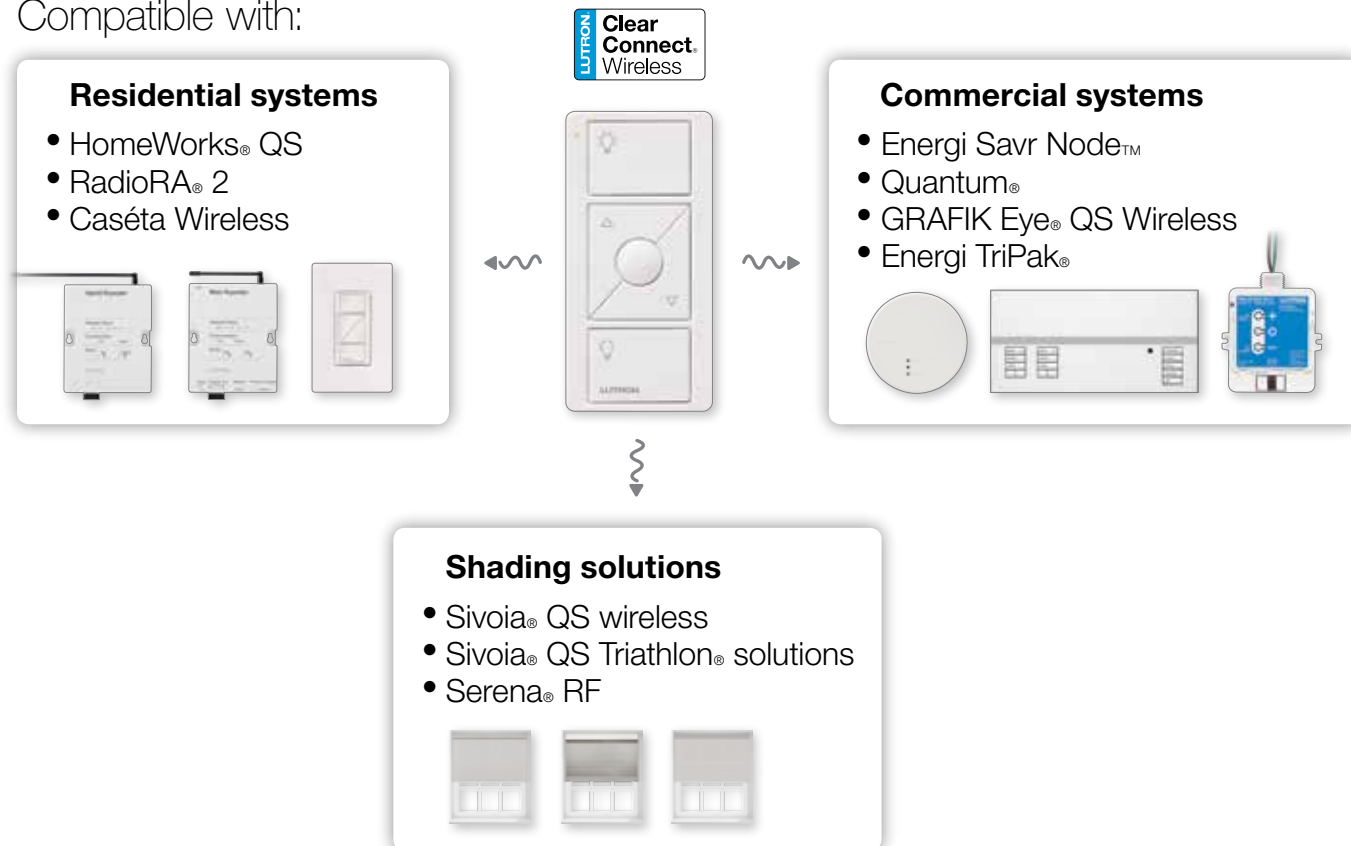
**Coming soon—
Pico with nightlight**

The nightlight glows continuously, so it's easy to locate the Pico and turn on the lights in the dark.


- Available in two versions:
 - 2-button
 - 3-button with raise/lower
- 3-year battery life

Communicates via Lutron Clear Connect® RF technology

Compatible with:



Accessories



Claro® wallplate
(CW-1-WH)

- Provides a clean, screwless look
- Available with 1-6 openings



Wallplate bracket
(PICO-WBX-ADAPT)

- Use to surface-mount the Pico to a wall
- Required when mounting Pico over a 120V wallbox



Car visor clip
(PICO-CAR-CLIP)

- Insert the Pico into the clip for convenient control from your car



Tabletop pedestal
(L-PED1-, L-PED2*-, L-PED3-, L-PED4-)

- Single, double, triple, and quadruple pedestals available

* Double pedestal shown