

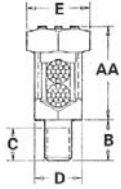
TYPE SPD

Features

- Range taking
- Re-usable
- UL 486A/B and UL 467 Listed
- For grounding of steel structures, fence posts and tapping cables from bus bar
- For copper to copper connections

Benefits

- Permits inventories to be kept to a minimum
- Provides efficient use and flexibility in the field
- Ensures reliability
- Flexibility in the field



Catalog Number	Conductor Range AWG MM ²				Maximum Diameter Range	Stud Size	Dimensions				
	Stranded		Solid				AA	B	C	D	E
	Max.	Min.	Max.	Min.							
SPDS-0	8	12 (4mm ²)	8 (10mm ²)	12 (4mm ²)	.146-.080	1/4-20 x 1/2	13/16	1/2	23/64	15/32	1/2
SPDS-1	7 (10mm ²)	10 (6mm ²)	6 (10mm ²)	10 (6mm ²)	.170-.102	1/4-20 x 1/2	31/32	1/2	23/64	15/32	21/32
SPDS-2	5 (16mm ²)	10 (6mm ²)	4 (16mm ²)	10 (6mm ²)	.217-.102	5/16-18 x 5/8	1-1/8	5/8	25/64	17/32	23/32
SPDS-3	3 (25mm ²)	10 (6mm ²)	2 (35mm ²)	10 (6mm ²)	.271-.102	3/8-16 x 5/8	1-1/4	5/8	29/64	5/8	25/32
SPDS-4	1 (35mm ²)	8 (6mm ²)	2 (35mm ²)	8 (10mm ²)	.332-.128	3/8-16 x 5/8	1-3/8	5/8	29/64	11/16	7/8
SPDS-5	1/0 (50mm ²)	2 (35mm ²)	2 (35mm ²)	-	.385-.258	1/2-13 x 3/4	1-19/32	3/4	37/64	3/4	15/16
SPDS-6	2/0 (70mm ²)	2 (35mm ²)	2 (35mm ²)	-	.443-.258	1/2-13 x 3/4	1-13/16	3/4	37/64	7/8	1-1/16
SPDS-8	4/0 (95mm ²)	1 (35mm ²)	-	-	.570-.289	5/8-11 x 1	2-1/16	1	51/64	1	1-5/16
SPDS-9	350 (150mm ²)	1/0 (70mm ²)	-	-	.715-.373	5/8-11 x 1	2-3/4	1-1/4	51/64	1-5/16	1-11/16
SPDS-10	500 (240mm ²)	3/0 (95mm ²)	-	-	.840-.464	3/4-10 x 1-1/4	3-1/8	1-3/4	63/64	1-1/2	1-7/8

All wire sizes, unless noted otherwise, are American Wire Gauge (AWG)
UL File E158587

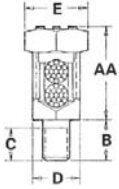
TYPE SPD

Features

- Range taking
- Re-usable
- UL 486A/B and UL 467 Listed
- For grounding of steel structures, fence posts and tapping cables from bus bar
- For copper to copper connections

Benefits

- Permits inventories to be kept to a minimum
- Provides efficient use and flexibility in the field
- Ensures reliability
- Flexibility in the field



Catalog Number	Conductor Range AWG MM ²				Maximum Diameter Range	Stud Size	Dimensions				
	Stranded		Solid				AA	B	C	D	E
	Max.	Min.	Max.	Min.							
SPDL-0	8	12 (4mm ²)	8 (10mm ²)	12 (4mm ²)	.146-.080	1/4-20 x 1	13/16	1	55/64	15/32	1/2
SPDL-1	7 (10mm ²)	10 (6mm ²)	6 (10mm ²)	10 (6mm ²)	.170-.102	1/4-20 x 1	31/32	1	55/64	15/32	21/32
SPDL-2	5 (16mm ²)	10 (6mm ²)	4 (16mm ²)	10 (6mm ²)	.217-.102	5/16-18 x 1	1-1/8	1	53/64	17/32	23/32
SPDL-3	3 (25mm ²)	10 (6mm ²)	2 (35mm ²)	10 (6mm ²)	.271-.102	3/8-16 x 1-1/8	1-1/4	1-1/8	61/64	5/8	25/32
SPDL-4	1 (35mm ²)	8 (6mm ²)	2 (35mm ²)	8 (10mm ²)	.332-.128	3/8-16 x 1-1/8	1-3/8	1-1/8	61/64	11/16	7/8
SPDL-5	1/0 (50mm ²)	2 (35mm ²)	2 (35mm ²)	-	.385-.258	1/2-13 x 1-1/4	1-19/32	1-1/4	1-5/64	3/4	15/16
SPDL-6	2/0 (70mm ²)	2 (35mm ²)	2 (35mm ²)	-	.443-.258	1/2-13 x 1-1/4	1-13/16	1-1/4	1-5/64	7/8	1-1/16
SPDL-8	4/0 (95mm ²)	1 (35mm ²)	-	-	.570-.289	5/8-11 x 1-1/2	2-1/16	1-1/2	1-19/64	1	1-5/16
SPDL-9	350 (150mm ²)	1/0 (70mm ²)	-	-	.715-.373	5/8-11 x 1-1/2	2-3/4	1-1/2	1-19/64	1-5/16	1-11/16
SPDL-10	500 (240mm ²)	3/0 (95mm ²)	-	-	.840-.464	3/4-10 x 1-3/4	3-1/8	1-1/2	1-31/64	1-1/2	1-7/8

All wire sizes, unless noted otherwise, are American Wire Gauge (AWG)
UL File E158587

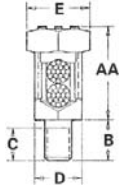
TYPE SPD

Features

- Range taking
- Re-usable
- UL 486A/B and UL 467 Listed
- For grounding of steel structures, fence posts and tapping cables from bus bar
- For copper to copper connections

Benefits

- Permits inventories to be kept to a minimum
- Provides efficient use and flexibility in the field
- Ensures reliability
- Flexibility in the field



Catalog Number	Conductor Range AWG MM ²				Maximum Diameter Range	Stud Size	Dimensions				
	Stranded		Solid				AA	B	C	D	E
	Max.	Min.	Max.	Min.							
SPDS-0	8	12 (4mm ²)	8 (10mm ²)	12 (4mm ²)	.146-.080	1/4-20 x 1/2	13/16	1/2	55/64	15/32	1/2
SPDS-1	7 (10mm ²)	10 (6mm ²)	6 (10mm ²)	10 (6mm ²)	.170-.102	1/4-20 x 1/2	31/32	1/2	55/64	15/32	21/32
SPDS-2	5 (16mm ²)	10 (6mm ²)	4 (16mm ²)	10 (6mm ²)	.217-.102	5/16-18 x 5/8	1-1/8	5/8	53/64	17/32	23/32
SPDS-3	3 (25mm ²)	10 (6mm ²)	2 (35mm ²)	10 (6mm ²)	.271-.102	3/8-16 x 5/8	1-1/4	5/8	61/64	5/8	25/32
SPDS-4	1 (35mm ²)	8 (6mm ²)	2 (35mm ²)	8 (10mm ²)	.332-.128	3/8-16 x 5/8	1-3/8	5/8	61/64	11/16	7/8
SPDS-5	1/0 (50mm ²)	2 (35mm ²)	2 (35mm ²)	-	.385-.258	1/2-13 x 3/4	1-19/32	3/4	1-5/64	3/4	15/16
SPDS-6	2/0 (70mm ²)	2 (35mm ²)	2 (35mm ²)	-	.443-.258	1/2-13 x 3/4	1-13/16	3/4	1-5/64	7/8	1-1/16
SPDS-8	4/0 (95mm ²)	1 (35mm ²)	-	-	.570-.289	5/8-11 x 1	2-1/16	1	1-19/64	1	1-5/16
SPDS-9	350 (150mm ²)	1/0 (70mm ²)	-	-	.715-.373	5/8-11 x 1	2-3/4	1-1/4	1-19/64	1-5/16	1-11/16
SPDS-10	500 (240mm ²)	3/0 (95mm ²)	-	-	.840-.464	3/4-10 x 1-1/4	3-1/8	1-3/4	1-31/64	1-1/2	1-7/8

All wire sizes, unless noted otherwise, are American Wire Gauge (AWG)
UL File E158587

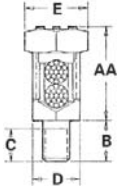
TYPE SPD

Features

- Range taking
- Re-usable
- UL 486A/B and UL 467 Listed
- For grounding of steel structures, fence posts and tapping cables from bus bar
- For copper to copper connections

Benefits

- Permits inventories to be kept to a minimum
- Provides efficient use and flexibility in the field
- Ensures reliability
- Flexibility in the field



Catalog Number	Conductor Range AWG MM ²				Maximum Diameter Range	Stud Size	Dimensions				
	Stranded		Solid				AA	B	C	D	E
	Max.	Min.	Max.	Min.							
SPDL-0	8	12 (4mm ²)	8 (10mm ²)	12 (4mm ²)	.146-.080	1/4-20 x 1	13/16	1	55/64	15/32	1/2
SPDL-1	7 (10mm ²)	10 (6mm ²)	6 (10mm ²)	10 (6mm ²)	.170-.102	1/4-20 x 1	31/32	1	55/64	15/32	21/32
SPDL-2	5 (16mm ²)	10 (6mm ²)	4 (16mm ²)	10 (6mm ²)	.217-.102	5/16-18 x 1	1-1/8	1	53/64	17/32	23/32
SPDL-3	3 (25mm ²)	10 (6mm ²)	2 (35mm ²)	10 (6mm ²)	.271-.102	3/8-16 x 1-1/8	1-1/4	1-1/8	61/64	5/8	25/32
SPDL-4	1 (35mm ²)	8 (6mm ²)	2 (35mm ²)	8 (10mm ²)	.332-.128	3/8-16 x 1-1/8	1-3/8	1-1/8	61/64	11/16	7/8
SPDL-5	1/0 (50mm ²)	2 (35mm ²)	2 (35mm ²)	-	.385-.258	1/2-13 x 1-1/4	1-19/32	1-1/4	1-5/64	3/4	15/16
SPDL-6	2/0 (70mm ²)	2 (35mm ²)	2 (35mm ²)	-	.443-.258	1/2-13 x 1-1/4	1-13/16	1-1/4	1-5/64	7/8	1-1/16
SPDL-8	4/0 (95mm ²)	1 (35mm ²)	-	-	.570-.289	5/8-11 x 1-1/2	2-1/16	1-1/2	1-19/64	1	1-5/16
SPDL-9	350 (150mm ²)	1/0 (70mm ²)	-	-	.715-.373	5/8-11 x 1-1/2	2-3/4	1-1/2	1-19/64	1-5/16	1-11/16
SPDL-10	500 (240mm ²)	3/0 (95mm ²)	-	-	.840-.464	3/4-10 x 1-3/4	3-1/8	1-1/2	1-31/64	1-1/2	1-7/8

All wire sizes, unless noted otherwise, are American Wire Gauge (AWG)
UL File E158587