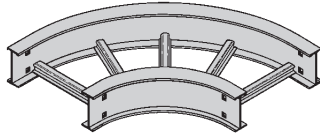


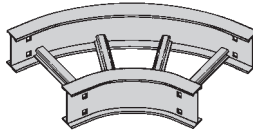
Series 2, 3, 4 & 5 - Fittings

Horizontal Bend 90° 60° (HB)

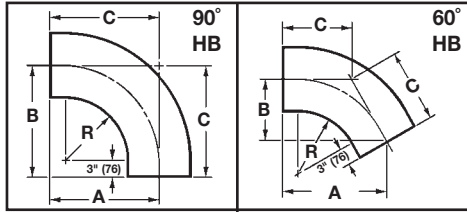
1 pair splice plates with hardware included.



90° Horizontal Bend



60° Horizontal Bend



Bottoms manufactured:

Ladder = 9" Rung Spacing

VT & 04 = 4" Rung Spacing

ST & SB = Flat sheet over

12" Rung Spacing

Bend Radius R	Tray Width		90° Horizontal Bend Dimensions						60° Horizontal Bend Dimensions								
			Catalog No.	A		B		C		Catalog No.	A		B		C		
				in.	mm	in.	mm	in.	mm		in.	mm	in.	mm	in.	mm	
12	305	6	152	(Pre)-06-90HB12	18	457	18	457	18	457	(Pre)-06-60HB12	17 ¹ / ₂	445	10 ¹ / ₈	257	11 ¹¹ / ₁₆	297
		9	228	(Pre)-09-90HB12	19 ¹ / ₂	495	19 ¹ / ₂	495	19 ¹ / ₂	495	(Pre)-09-60HB12	18 ¹³ / ₁₆	478	10 ⁷ / ₈	276	12 ¹ / ₂	318
		12	305	(Pre)-12-90HB12	21	533	21	533	21	533	(Pre)-12-60HB12	20 ¹ / ₁₆	510	11 ⁵ / ₈	295	13 ³ / ₈	340
		18	457	(Pre)-18-90HB12	24	610	24	610	24	610	(Pre)-18-60HB12	22 ¹¹ / ₁₆	576	13 ¹ / ₈	333	15 ¹ / ₈	384
		24	609	(Pre)-24-90HB12	27	686	27	686	27	686	(Pre)-24-60HB12	25 ⁵ / ₁₆	643	14 ⁵ / ₈	372	16 ⁷ / ₈	429
		30	762	(Pre)-30-90HB12	30	762	30	762	30	762	(Pre)-30-60HB12	27 ⁷ / ₈	708	16 ¹ / ₈	410	18 ⁹ / ₁₆	472
		36	914	(Pre)-36-90HB12	33	838	33	838	33	838	(Pre)-36-60HB12	30 ¹ / ₂	775	17 ⁵ / ₈	448	20 ⁵ / ₁₆	516
		42	1218	(Pre)-42-90HB12	36	914	36	914	36	914	(Pre)-42-60HB12	33 ¹ / ₁₆	840	19 ¹ / ₈	486	22 ¹ / ₁₆	560
24	610	6	152	(Pre)-06-90HB24	30	762	30	762	30	762	(Pre)-06-60HB24	27 ⁷ / ₈	708	16 ¹ / ₈	410	18 ⁹ / ₁₆	472
		9	228	(Pre)-09-90HB24	31 ¹ / ₂	800	31 ¹ / ₂	800	31 ¹ / ₂	800	(Pre)-09-60HB24	29 ⁹ / ₁₆	741	16 ⁷ / ₈	429	19 ⁷ / ₁₆	494
		12	305	(Pre)-12-90HB24	33	838	33	838	33	838	(Pre)-12-60HB24	30 ¹ / ₂	775	17 ⁵ / ₈	448	20 ⁵ / ₁₆	516
		18	457	(Pre)-18-90HB24	36	914	36	914	36	914	(Pre)-18-60HB24	33 ¹ / ₁₆	708	19 ¹ / ₈	486	22 ¹ / ₁₆	560
		24	609	(Pre)-24-90HB24	39	991	39	991	39	991	(Pre)-24-60HB24	35 ¹¹ / ₁₆	907	20 ⁵ / ₈	524	23 ³ / ₁₆	605
		30	762	(Pre)-30-90HB24	42	1067	42	1067	42	1067	(Pre)-30-60HB24	38 ¹ / ₄	972	22 ¹ / ₈	564	25 ¹ / ₂	648
		36	914	(Pre)-36-90HB24	45	1143	45	1143	45	1143	(Pre)-36-60HB24	40 ⁷ / ₈	1038	23 ⁵ / ₈	600	27 ¹ / ₄	692
		42	1218	(Pre)-42-90HB24	48	1219	48	1219	48	1219	(Pre)-42-60HB24	43 ¹ / ₂	1105	25 ¹ / ₈	638	29	737
36	915	6	152	(Pre)-06-90HB36	42	1067	42	1067	42	1067	(Pre)-06-60HB36	38 ¹ / ₄	971	22 ¹ / ₈	562	25 ¹ / ₂	648
		9	228	(Pre)-09-90HB36	43 ¹ / ₂	1105	43 ¹ / ₂	1105	43 ¹ / ₂	1105	(Pre)-09-60HB36	39 ⁹ / ₁₆	1005	22 ⁷ / ₈	581	26 ³ / ₈	670
		12	305	(Pre)-12-90HB36	45	1143	45	1143	45	1143	(Pre)-12-60HB36	40 ⁷ / ₈	1038	23 ⁵ / ₈	600	27 ¹ / ₄	692
		18	457	(Pre)-18-90HB36	48	1219	48	1219	48	1219	(Pre)-18-60HB36	43 ¹ / ₂	1105	25 ¹ / ₈	638	29	737
		24	609	(Pre)-24-90HB36	51	1295	51	1295	51	1295	(Pre)-24-60HB36	46 ¹ / ₁₆	1170	26 ⁵ / ₈	676	30 ¹¹ / ₁₆	780
		30	762	(Pre)-30-90HB36	54	1372	54	1372	54	1372	(Pre)-30-60HB36	48 ¹ / ₁₆	1237	28 ¹ / ₈	714	32 ⁷ / ₁₆	824
		36	914	(Pre)-36-90HB36	57	1448	57	1448	57	1448	(Pre)-36-60HB36	51 ¹ / ₄	1302	29 ⁵ / ₈	753	34 ³ / ₁₆	869
		42	1218	(Pre)-42-90HB36	60	1524	60	1524	60	1524	(Pre)-42-60HB36	53 ⁷ / ₈	1368	31 ¹ / ₈	791	35 ¹⁵ / ₁₆	913
48	1220	6	152	(Pre)-06-90HB48	54	1372	54	1372	54	1372	(Pre)-06-60HB48	48 ¹ / ₁₆	1221	28 ¹ / ₈	715	32 ¹¹ / ₁₆	830
		9	228	(Pre)-09-90HB48	55 ¹ / ₂	1410	55 ¹ / ₂	1410	55 ¹ / ₂	1410	(Pre)-09-60HB48	49 ¹⁵ / ₁₆	1268	28 ⁷ / ₈	734	33 ³ / ₁₆	846
		12	305	(Pre)-12-90HB48	57	1448	57	1448	57	1448	(Pre)-12-60HB48	51 ¹ / ₄	1302	29 ⁵ / ₈	753	34 ³ / ₁₆	868
		18	457	(Pre)-18-90HB48	60	1524	60	1524	60	1524	(Pre)-18-60HB48	53 ⁷ / ₈	1368	31 ¹ / ₈	791	35 ¹⁵ / ₁₆	913
		24	609	(Pre)-24-90HB48	63	1600	63	1600	63	1600	(Pre)-24-60HB48	56 ⁷ / ₁₆	1434	32 ⁵ / ₈	829	37 ⁵ / ₈	956
		30	762	(Pre)-30-90HB48	66	1676	66	1676	66	1676	(Pre)-30-60HB48	59 ¹ / ₁₆	1500	34 ¹ / ₈	867	39 ³ / ₈	1000
		36	914	(Pre)-36-90HB48	69	1753	69	1753	69	1753	(Pre)-36-60HB48	61 ¹¹ / ₁₆	1567	35 ⁵ / ₈	905	41 ¹ / ₈	1045
		42	1218	(Pre)-42-90HB48	72	1829	72	1829	72	1829	(Pre)-42-60HB48	64 ¹ / ₄	1632	37 ¹ / ₈	943	42 ¹³ / ₁₆	1087

(Pre) See page FTS-3 for catalog number prefix.

Width dimensions are to inside wall. For aluminum fittings add 1.5 inches for total outside width.

Manufacturing tolerances apply to all dimensions.

All dimensions in parentheses are in millimeters unless otherwise specified.

Series 2, 3, 4 & 5 - Fittings

Horizontal Bend 45° 30° (HB)

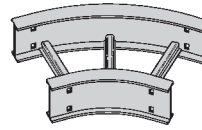
1 pair splice plates with hardware included.

Bottoms manufactured:

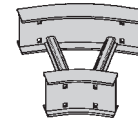
Ladder = 9" Rung Spacing

VT & 04 = 4" Rung Spacing

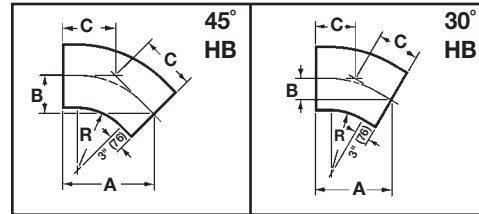
ST & SB = Flat sheet over
12" Rung Spacing



45° Horizontal Bend



30° Horizontal Bend



Series 2, 3, 4, & 5 Fittings

Bend Radius R	Tray Width		45° Horizontal Bend							30° Horizontal Bend						
			Dimensions				Dimensions				Dimensions					
			Catalog No.	A		B		C		Catalog No.	A		B		C	
in. mm	in. mm	in.	mm	in.	mm	in.	mm	in.	mm	in.	mm	in.	mm			
12	305	6 152	(Pre)-06-45HB12	15 ³ / ₄	400	6 ¹ / ₂	165	9 ³ / ₁₆	233	(Pre)-06-30HB12	13 ¹ / ₈	333	3 ¹ / ₂	89	7	179
		9 228	(Pre)-09-45HB12	16 ¹³ / ₁₆	427	6 ¹⁵ / ₁₆	176	9 ¹³ / ₁₆	249	(Pre)-09-30HB12	13 ⁷ / ₈	352	3 ¹¹ / ₁₆	94	7 ⁷ / ₁₆	189
		12 305	(Pre)-12-45HB12	17 ⁷ / ₈	454	7 ³ / ₈	187	10 ⁷ / ₁₆	265	(Pre)-12-30HB12	14 ⁵ / ₈	372	3 ¹⁵ / ₁₆	100	7 ¹³ / ₁₆	198
		18 457	(Pre)-18-45HB12	20	508	8 ¹ / ₄	210	11 ¹¹ / ₁₆	297	(Pre)-18-30HB12	16 ¹ / ₈	410	4 ⁵ / ₁₆	135	8 ⁵ / ₈	219
		24 609	(Pre)-24-45HB12	22 ¹ / ₁₆	560	9 ¹ / ₈	232	12 ¹⁵ / ₁₆	329	(Pre)-24-30HB12	17 ⁵ / ₈	448	4 ¹¹ / ₁₆	119	9 ⁷ / ₁₆	240
		30 762	(Pre)-30-45HB12	24 ³ / ₁₆	614	10	254	14 ³ / ₁₆	360	(Pre)-30-30HB12	19 ¹ / ₈	486	5 ¹ / ₈	130	10 ¹ / ₄	260
		36 914	(Pre)-36-45HB12	26 ⁵ / ₁₆	668	10 ¹⁵ / ₁₆	278	15 ⁷ / ₁₆	392	(Pre)-36-30HB12	20 ⁵ / ₈	524	5 ¹ / ₂	140	11 ¹ / ₁₆	281
42 1218	(Pre)-42-45HB12	28 ⁷ / ₁₆	722	11 ¹³ / ₁₆	300	16 ¹¹ / ₁₆	424	(Pre)-42-30HB12	22 ¹ / ₈	562	5 ¹⁵ / ₁₆	151	11 ¹³ / ₁₆	300		
24	610	6 152	(Pre)-06-45HB24	24 ³ / ₁₆	614	10	254	14 ³ / ₁₆	360	(Pre)-06-30HB24	19 ¹ / ₈	486	5 ¹ / ₈	130	10 ¹ / ₄	260
		9 228	(Pre)-09-45HB24	25 ¹ / ₄	641	10 ¹ / ₂	267	14 ¹³ / ₁₆	376	(Pre)-09-30HB24	19 ⁷ / ₈	505	5 ⁵ / ₁₆	135	10 ⁵ / ₈	270
		12 305	(Pre)-12-45HB24	26 ⁵ / ₁₆	668	10 ¹⁵ / ₁₆	278	15 ⁷ / ₁₆	392	(Pre)-12-30HB24	20 ⁵ / ₈	524	5 ¹ / ₂	140	11 ¹ / ₁₆	281
		18 457	(Pre)-18-45HB24	28 ⁷ / ₁₆	722	11 ¹³ / ₁₆	300	16 ¹¹ / ₁₆	424	(Pre)-18-30HB24	22 ¹ / ₈	562	5 ¹⁵ / ₁₆	151	11 ¹³ / ₁₆	300
		24 609	(Pre)-24-45HB24	30 ⁹ / ₁₆	766	12 ¹¹ / ₁₆	322	17 ¹⁵ / ₁₆	456	(Pre)-24-30HB24	23 ⁵ / ₈	600	6 ⁵ / ₁₆	160	12 ⁵ / ₈	321
		30 762	(Pre)-30-45HB24	32 ¹¹ / ₁₆	830	13 ⁹ / ₁₆	344	19 ¹ / ₈	486	(Pre)-30-30HB24	25 ¹ / ₈	638	6 ³ / ₄	172	13 ⁷ / ₁₆	341
		36 914	(Pre)-36-45HB24	34 ¹³ / ₁₆	884	14 ⁷ / ₁₆	367	20 ³ / ₈	518	(Pre)-36-30HB24	26 ⁵ / ₈	676	7 ¹ / ₈	181	14 ¹ / ₄	362
42 1218	(Pre)-42-45HB24	36 ¹⁵ / ₁₆	938	15 ⁵ / ₁₆	389	21 ⁵ / ₈	549	(Pre)-42-30HB24	28 ¹ / ₈	715	7 ¹ / ₂	191	15 ¹ / ₁₆	383		
36	915	6 152	(Pre)-06-45HB36	32 ¹¹ / ₁₆	830	13 ⁹ / ₁₆	344	19 ¹ / ₈	486	(Pre)-06-30HB36	25 ¹ / ₈	638	6 ³ / ₄	171	13 ⁷ / ₁₆	341
		9 228	(Pre)-09-45HB36	33 ³ / ₄	857	14	356	19 ³ / ₄	502	(Pre)-09-30HB36	25 ⁷ / ₈	657	6 ¹⁵ / ₁₆	176	13 ⁷ / ₈	352
		12 305	(Pre)-12-45HB36	34 ¹³ / ₁₆	884	14 ⁷ / ₁₆	367	20 ³ / ₈	518	(Pre)-12-30HB36	26 ⁵ / ₈	676	7 ¹ / ₈	181	14 ¹ / ₄	362
		18 457	(Pre)-18-45HB36	36 ¹⁵ / ₁₆	938	15 ⁵ / ₁₆	389	21 ⁵ / ₈	549	(Pre)-18-30HB36	28 ¹ / ₈	715	7 ¹ / ₂	191	15 ¹ / ₁₆	383
		24 609	(Pre)-24-45HB36	39 ¹ / ₁₆	992	16 ³ / ₁₆	411	22 ⁷ / ₈	581	(Pre)-24-30HB36	29 ⁵ / ₈	753	7 ¹⁵ / ₁₆	202	15 ⁷ / ₈	403
		30 762	(Pre)-30-45HB36	41 ³ / ₁₆	1046	17 ¹ / ₁₆	433	24 ¹ / ₈	613	(Pre)-30-30HB36	31 ¹ / ₈	790	8 ⁵ / ₁₆	211	16 ¹¹ / ₁₆	424
		36 914	(Pre)-36-45HB36	43 ⁵ / ₁₆	1100	17 ¹⁵ / ₁₆	456	25 ³ / ₈	645	(Pre)-36-30HB36	32 ⁵ / ₈	829	8 ³ / ₄	222	17 ¹ / ₂	445
42 1218	(Pre)-42-45HB36	45 ⁷ / ₁₆	1154	18 ¹³ / ₁₆	478	26 ⁶ / ₈	676	(Pre)-42-30HB36	34 ¹ / ₈	867	9 ¹ / ₈	232	18 ¹ / ₄	464		
48	1220	6 152	(Pre)-06-45HB48	41 ³ / ₁₆	1046	17 ¹ / ₁₆	433	24 ¹ / ₈	613	(Pre)-06-30HB48	31 ¹ / ₈	791	8 ⁵ / ₁₆	211	16 ¹¹ / ₁₆	424
		9 228	(Pre)-09-45HB48	42 ¹ / ₄	1073	17 ¹ / ₂	445	24 ³ / ₄	629	(Pre)-09-30HB48	31 ⁷ / ₈	810	8 ⁹ / ₁₆	218	17 ¹ / ₁₆	433
		12 305	(Pre)-12-45HB48	43 ⁵ / ₁₆	1100	17 ¹⁵ / ₁₆	456	25 ³ / ₈	645	(Pre)-12-30HB48	32 ⁵ / ₈	829	8 ³ / ₄	222	17 ¹ / ₂	445
		18 457	(Pre)-18-45HB48	45 ⁷ / ₁₆	1154	18 ¹³ / ₁₆	487	26 ⁶ / ₈	676	(Pre)-18-30HB48	34 ¹ / ₈	867	9 ¹ / ₈	232	18 ¹ / ₄	464
		24 609	(Pre)-24-45HB48	47 ⁹ / ₁₆	1208	19 ¹¹ / ₁₆	500	27 ⁷ / ₈	708	(Pre)-24-30HB48	35 ⁵ / ₈	905	9 ⁹ / ₁₆	243	19 ¹ / ₁₆	484
		30 762	(Pre)-30-45HB48	49 ¹¹ / ₁₆	1262	20 ⁹ / ₁₆	522	29 ¹ / ₈	740	(Pre)-30-30HB48	37 ¹ / ₈	943	9 ¹⁵ / ₁₆	252	19 ⁷ / ₈	505
		36 914	(Pre)-36-45HB48	51 ¹³ / ₁₆	1316	21 ⁷ / ₁₆	545	30 ⁵ / ₁₆	770	(Pre)-36-30HB48	38 ⁵ / ₈	981	10 ⁵ / ₁₆	262	20 ¹¹ / ₁₆	525
42 1218	(Pre)-42-45HB48	54 ¹⁵ / ₁₆	1395	22 ⁵ / ₁₆	567	31 ⁹ / ₁₆	802	(Pre)-42-30HB48	40 ¹ / ₈	1019	10 ³ / ₄	273	21 ¹ / ₂	546		

(Pre) See page FTS-3 for catalog number prefix.

Width dimensions are to inside wall. For aluminum fittings add 1.5 inches for total outside width.

Manufacturing tolerances apply to all dimensions.