

**DESCRIPTION**

Ideal for task, accent, office, cove, utility, under and above cabinet lighting display, the Halo Undercabinet low-profile design delivers maximum energy savings and life with easy installation. The integrated driver allowing 120V direct to the fixture for easy installation. Fixtures are available in 12", 18" or 24" lengths, the Halo system can be configured to fit almost anywhere. Smooth dimming down to 15% using a standard dimmer\*. Connector cables in a variety of different lengths make it easy to link one unit to another. Each unit has an integrated on-off switch.

Catalog #		Type
Project		
Comments		Date
Prepared by		

**SPECIFICATION FEATURES**

**Even Light Distribution**

Utilizing tightly clustered proximity phosphor LEDs, results in consistent illumination with very high efficiency. Mounting the LEDs very close to the lens surface creates a very wide distribution and limits shadows for high cutoff angles.

**Low Profile Housing**

Heavy gauge aluminum housing and color matched end caps with less than 3/4" overall height.

**Two Fastener Mounting**

Each unit is secured directly to the mounting surface with just two fasteners keeping installation costs low. Can be mounted in horizontal and vertical orientations.

**Finish Options**

Fixtures and accessories are available in both White (P) and Matte Black (MB) finishes.

**Electronic Ballast**

Electronic driver provides full light output and rated life. Provides flicker free and noise free operation.

**Labels**

- cULus listed
- Can be used to meet IECC, ASHRAE commercial and residential standards
- ENERGY STAR® qualified
- FCC

**Direct Wire Accessory**

Available direct wire splice box has a connection port on each side to allow for runs in either or both directions. Various connector cable options provide flexibility of mounting location. Includes Romex/ 1/2 conduit connector.

**Continuous Runs**

Link any combination of fixtures up to 800 W total load using available connectors.



**HU10P**



**HU10MB**

**HU10**

**Integrated Driver LED Undercabinet**

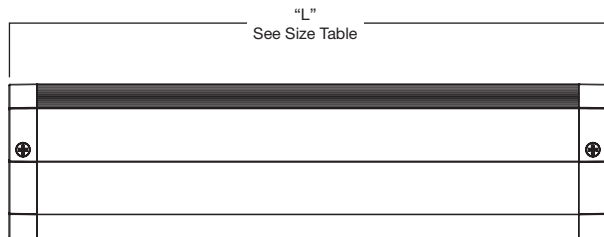
**ENERGY DATA**

Power Factor: >0.99  
THD: <10%  
Color Temperature: 3000 K  
Color Rendering Index: 80  
Nominal Lumens/Ft: 350

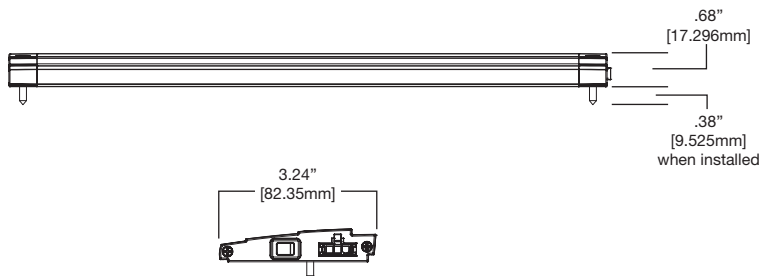
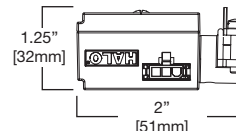
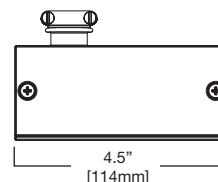
**12" Fixture**  
Lumens: 341  
120V Input Watts: 4.95  
Line Amps: 0.044  
LPW: 70

**18" Fixture**  
Lumens: 563  
120V Input Watts: 8.17  
Line Amps: 0.072  
LPW: 69

**24" Fixture**  
Lumens: 707  
120V Input Watts: 9.61  
Line Amps: 0.084  
LPW: 74



Size Description	12 in. Nominal	18 in. Nominal	24 in. Nominal
Length "L"	12.38" [314.5mm]	18.38" [466.9mm]	24.38" [619.3mm]



**ORDERING INFORMATION**

**SAMPLE NUMBER:** HU1012D830P (12" Dimmable Fixture, 80 CRI, 3000 K, White Finish)

Family	Length	Dimming	Lens	CRI	Color Temperature	Finish	Accessories
HU10 =Halo Integrated Driver Undercabinet	12=12" 18=18" 24=24"	D=Dimmable*	[Blank]=Clear	8=80 CRI	30=3000K	P=White MB=Matte Black	HU101=3" Daisy Chain Connector HU102=6" Daisy Chain Connector HU103=24" Daisy Chain Connector HU104=120" Daisy Chain Connector HU105=48" Power Cord HU106=Splice Box HU107=1-1/2" Male-to-Male Connector

\*See our website for dimmer compatibility guide - www.cooperlighting.com

CONNECTORS




**HU101**  
3" Daisy Chain Connector



**HU102**  
6" Daisy Chain Connector



**HU103**  
24" Daisy Chain Connector



**HU104**  
120" Daisy Chain Connector



**HU105**  
48" Power Cord



**HU106**  
Splice Box



**HU107**  
1-1/2" Male-to-Male Connector

Finish: P = White; MB = Matte Black Example: HU101P = 3" Daisy Chain Connector, White

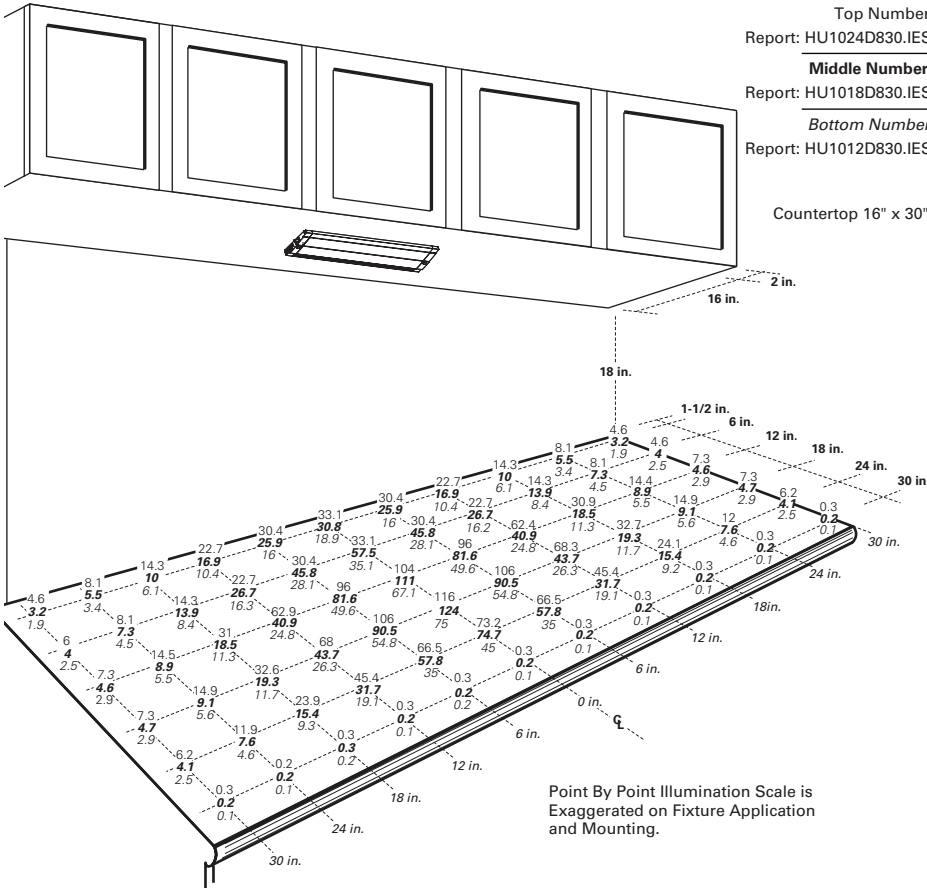
PHOTOMETRY

Fixture Application Illustration

MOUNTING HEIGHT 18"

Top Number  
Report: HU1024D830.IES  
Middle Number  
Report: HU1018D830.IES  
Bottom Number  
Report: HU1012D830.IES

Countertop 16" x 30"



Point By Point Illumination Scale is Exaggerated on Fixture Application and Mounting.

Optional Mounting Heights

MOUNTING HEIGHT 15"

Top Number Report - HU1024D830.IES  
Middle Number Report - HU1018D830.IES  
Bottom Number Report - HU1012D830.IES

3.6	6.4	11.9	19.5	26.9	29.4	26.9	19.5	11.7	6.3	3.6	1-1/2"
2.5	4.3	7.9	14.2	23.2	28.4	23.2	14.2	7.9	4.3	2.5	
1.5	2.6	4.9	8.7	14.4	17.8	14.4	8.7	4.9	2.6	1.5	
4.8	9.1	18.8	37.2	55.4	60.2	55.4	37.2	18.8	9.0	4.7	6"
3.2	5.8	11.5	23.8	46.7	63.2	46.7	23.7	11.5	5.8	3.2	
1.9	3.5	7.0	14.5	28.6	38.6	28.6	14.5	7.0	3.5	1.9	
5.7	12.1	29.6	73.7	128	132	128	73.3	29.4	12.1	5.7	12"
3.7	7.0	15.7	40.3	102	162	102	40.3	15.7	7.0	3.7	
2.2	4.3	9.6	24.6	62.1	97.3	62.1	24.6	9.6	4.3	2.2	
5.7	12.4	31.6	83.5	149	154	149	83.8	31.6	12.4	5.7	18"
3.6	7.1	16.4	44.3	120	193	120	44.3	16.4	7.1	3.6	
2.2	4.4	10.0	26.7	72.0	116	72.0	26.7	10.0	4.4	2.2	
4.6	9.4	21.3	46.4	75.2	81.1	75.2	47.0	21.5	9.5	4.6	24"
3.0	5.8	12.4	29.3	64.0	90.9	64.0	29.3	12.4	5.8	3.0	
1.8	3.5	7.5	17.7	38.7	54.9	38.7	17.7	7.5	3.5	1.8	
0.3	0.2	0.3	0.3	0.3	0.3	0.3	0.3	0.3	0.3	0.3	30"
0.2	0.2	0.2	0.2	0.2	0.2	0.2	0.2	0.2	0.2	0.2	
0.1	0.1	0.2	0.1	0.1	0.1	0.1	0.1	0.1	0.1	0.1	
30" 24" 18" 12" 6" 0 6" 12" 18" 24" 30"											

MOUNTING HEIGHT 24"

Top Number: Report - HU1024D830.IES  
Middle Number: Report - HU1018D830.IES  
Bottom Number: Report - HU1012D830.IES

6.6	10.6	16.9	24.0	29.9	32.2	29.9	24.0	16.9	10.6	6.6	1-1/2"
4.7	7.6	12.6	18.7	25.3	28.3	25.3	18.7	12.6	7.6	4.7	
2.8	4.6	7.7	11.5	15.5	17.3	15.5	11.5	7.7	4.6	2.8	
8.3	13.8	22.7	33.5	43.3	46.8	43.3	33.5	22.6	13.8	8.2	6"
5.8	9.8	16.3	26.2	36.8	42.0	36.8	26.2	16.3	9.7	5.8	
3.5	5.9	9.9	15.8	22.3	25.5	22.3	15.8	9.9	5.9	3.5	
9.7	16.7	28.5	44.8	59.5	65.1	59.5	44.8	28.5	16.7	9.6	12"
6.6	11.4	20.1	34.2	51.5	60.2	51.5	34.2	20.1	11.4	6.6	
4.0	6.9	12.1	20.7	31.3	36.6	31.3	20.7	12.1	6.9	4.0	
9.8	17.0	29.4	46.9	62.4	68.7	62.4	46.9	29.4	17.0	9.8	18"
6.7	11.6	20.5	35.7	54.5	63.6	54.5	35.7	20.5	11.6	6.7	
4.1	7.0	12.4	21.5	33.0	38.1	33.0	21.5	12.4	7.0	4.1	
8.7	14.5	24.1	37.0	48.4	52.8	48.4	37.0	24.1	14.5	8.6	24"
6.0	10.2	17.3	28.6	41.7	48.3	41.7	28.6	17.3	10.2	6.0	
3.7	6.1	10.5	17.3	25.3	29.2	25.3	17.3	10.5	6.1	3.7	
0.3	0.2	0.3	0.3	0.3	0.3	0.3	0.3	0.3	0.3	0.3	30"
0.2	0.2	0.2	0.2	0.2	0.2	0.2	0.2	0.2	0.2	0.2	
0.1	0.1	0.1	0.1	0.1	0.1	0.1	0.1	0.1	0.1	0.1	
30" 24" 18" 12" 6" 0 6" 12" 18" 24" 30"											

Note: Specifications and Dimensions subject to change without notice.

Visit our web site at [www.cooperlighting.com](http://www.cooperlighting.com)  
Customer First Center 1121 Highway 74 South Peachtree City, GA 30269 770.486.4800 FAX 770.486.4801  
Cooper Lighting 5925 McLaughlin Rd. Mississauga, Ontario, Canada L5R 1B8 905.507.4000 FAX 905.568.7049