






# Pushbutton Units and Indicator Lights

## Class 51, Hazardous Location NEMA Type 7 & 9 Devices

### Control stations

#### Selection and ordering data

	Operator Identification <sup>1)</sup>	Degree of operator	Contacts/voltage	Number of command points	Order No.	List Price \$	Pack
						1 unit	Unit
	A = Momentary flush pushbutton black, label "START"	NEMA 7/9	1NO - 1NC	1	<b>51C101H</b>		1
	A = Momentary raised pushbutton red, label "STOP"	NEMA 7/9	1NO - 1NC	1	<b>51C103H</b>		1
	A = Momentary 1 5/8" mushroom head red label "STOP"	NEMA 7/9	1NO - 1NC	1	<b>51C104H</b>		1
	A = Momentary dual pushbutton red label "START, STOP"	NEMA 7/9	1NO - 1NC	1	<b>51C105H</b>		1
	A = 2 position selector switch label "Off-On"	NEMA 7/9	1NO - 1NC	1	<b>51C159H</b>		1
	A = 3 position selector switch label "HAND-OFF-AUTO"	NEMA 7/9	1NO - 1NC	1	<b>51C156H</b>		1
	A = Indicator light, green, 120 V	NEMA 7/9		1	<b>51C131H</b>		1
A = Indicator light, red, 120 V	NEMA 7/9		1	<b>51C135H</b>		1	
	B = Momentary pushbutton black, label "START" A = Momentary raised pushbutton red, label "STOP"	NEMA 7/9	1NO - 1NC 1NO - 1NC	2	<b>51C201H</b>		1
	B = Momentary pushbutton black, label " FORWARD" A = Momentary pushbutton red, label "REV"	NEMA 7/9	1NO - 1NC 1NO - 1NC	2	<b>51C204H</b>		1
	B = Momentary pushbutton black, label "START" A = Momentary 1 5/8" mushroom head pushbutton red, label "STOP"	NEMA 7/9	1NO - 1NC 1NO - 1NC	2	<b>51C202H</b>		1
	B = Indicator light, red, 120 V A = Indicator light, green, 120 V	NEMA 7/9	1NO - 1NC 1NO - 1NC	2	<b>51C230H</b>		1
	C = Momentary flush pushbutton black, label "FORWARD" B = Momentary flush pushbutton black, label "REVERSE" A = Momentary raised pushbutton red, label "STOP"	NEMA 7/9	1NO - 1NC 1NO - 1NC 1NO - 1NC	3	<b>51C301H</b>		1
	C = Momentary flush pushbutton black, label "OPEN" B = Momentary flush pushbutton black, label "CLOSE" A = Momentary raised pushbutton red, label "STOP"	NEMA 7/9	1NO - 1NC 1NO - 1NC 1NO - 1NC	3	<b>51C303H</b>		1
	C = Indicator light, green, 120 V B = Momentary flush pushbutton black, label "START" A = Momentary raised pushbutton red, label "STOP"	NEMA 7/9	1NO - 1NC 1NO - 1NC	3	<b>51C307H</b>		1
	For field assembly of Type 7 & 9 UL listed and cUL listed control stations. Devices may be installed for either horizontal or vertical mounting using a standard legend. Limited to depth of 1 contact block.			1	<b>51EA1H</b>		1
				2	<b>51EA2H</b>		1
				3	<b>51EA3H</b>		1

#### Enclosures only<sup>2)</sup>

1) All enclosures come standard with one conduit entry on top. To get two conduit entries, append X-311 to the end of the order number.

2) For legend plates see page 10/168.