

## CADDY® CABLECAT

### Wide Base Cable Support

#### Features

- Provides proper support of Category 5e, Category 6, fiber optic and innerduct
- Many sizes and designs available to attach to a variety of structures.
- Cost effective alternative to expensive cable tray
- Galvanized finish on J-hooks provide smoother cable pull and greater corrosion resistance.
- cULus® listed and complies with NEC® and TIA<sup>SM</sup> requirements for structured cabling systems

\* Patent Number: 5,740,994

Part Number	Fig. #	Description	Standard Packaging Quantity
CAT12*	1	J-hook that accepts up to 16 4-pair UTP CAT 5e or 2-strand fiber optic cable, or 10 CAT 6 - 3/4" dia	50
CAT21*†	1	J-Hook that accepts up to 50 4-pair UTP CAT 5e or 2-strand fiber optic cable or innerduct, or 32 CAT 6 - 1 5/16" dia	80
CAT32*†	1	J-Hook that accepts up to 80 4-pair UTP CAT 5e or 2-strand fiber optic cable or innerduct, or 50 CAT 6 - 2" dia	60
CAT64*	1	J-Hook that accepts up to 300 4-pair UTP CAT 5e or 2-strand fiber optic cable, or 185 CAT 6 - 4" dia	25
CATHBA	2	Extended J-Hook angle bracket - 1/4" mounting hole	40
CATHBA3††	3	Extended J-Hook angle bracket - 3/16" mounting hole	40
CATHBA6	3	Extended J-Hook angle bracket - 3/8" mounting hole	40
CATHBA8	3	Extended J-Hook angle bracket - 1/2" mounting hole	40
CATKITA	4	CAT32 – 20 pieces; CATHBA Hanger – 5 pieces; BC200 Beam Clamps – 5 pieces	1
CATKITB	4	CAT21 – 10 pieces; CAT32 – 10 pieces; CATHBA Hanger – 5 pieces; BC200 Beam Clamps – 5 pieces (screws included)	1
CATKITC	4	CAT21 – 20 pieces; CATHBA Hanger – 5 pieces; BC200 Beam Clamps – 5 pieces (screws included)	1
CATTS	5	Support from tee grid	100

† Available in Stainless Steel

†† Load limits apply to CADDY® fasteners only.  
Pin must be evaluated separately.



## CADDY® CABLECAT

Wide Base Cable Support Clips  
- 1 5/16" Diameter Loop



Part Number	Fig. #	Description	Standard Packaging Quantity
CAT214Z34	1	1-5/16" J-Hook assembled to 4Z34 - #12 thru 1/4" wire, plain or threaded rod and 1/8" thru 3/8" flange	40
CAT216Z34	1	1-5/16" J-Hook assembled to 6Z34 - 3/8" plain or threaded rod and 3/8" thru 7/16" flange	60
CAT21AB	2	1-5/16" J-Hook assembled to angle bracket - 1/4" mounting hole	40
CAT21AFAB3	3	1-5/16" J-Hook assembled to Angle Bracket Assembly - 3/16" mounting hole	40
CAT21AFAB4	3	1-5/16" J-Hook assembled to Angle Bracket Assembly - 1/4" mounting hole	40
CAT21AFAB6	3	1-5/16" J-Hook assembled to Angle Bracket Assembly - 3/8" mounting hole	40
CAT21VF14	4	1-5/16" J-Hook assembled to C purlin bracket - 1/16" thru 1/4" vertical flange	40
CAT21912SM	5	1-5/16" J-Hook assembled to hammer-on 1/2" thru 3/4" flange - side mount	40
CAT21912	6	1-5/16" J-Hook assembled to hammer-on 1/2" thru 3/4" flange - bottom mount rotates 360°	20
CAT2124SM	5	1-5/16" J-Hook assembled to hammer-on 1/8" thru 1/4" flange - side mount	40
CAT2124	6	1-5/16" J-Hook assembled to hammer-on 1/8" thru 1/4" flange - bottom mount rotates 360°	40
CAT2158SM	5	1-5/16" J-Hook assembled to hammer-on 5/16" thru 1/2" flange - side mount	40
CAT2158	6	1-5/16" J-Hook assembled to hammer-on 5/16" thru 1/2" flange - bottom mount rotates 360°	40
CAT21BC	7	1-5/16" J-Hook assembled to screw-on bracket - 1/8" thru 1/2" flange	40
CAT21BC200	8	1-5/16" J-Hook assembled to screw-on bracket - 1/8" thru 5/8" flange	40
CAT21BC200B	9	1-5/16" J-Hook assembled to screw-on bracket - 1/8" thru 5/8" flange - rotates 360°	40
CAT21BCB	7	1-5/16" J-Hook assembled to screw-on bracket 1/8" thru 1/2" flange - rotates 360°	40
CAT21CD1B	10	1-5/16" J-Hook assembled to under floor support to pedestal	40
CAT21AF14	11	1-5/16" J-Hook assembled to Z purlin bracket - 1/16" thru 1/4" Z purlin	40
CAT21ESC	12	Snap-in 1 5/16" Diameter J-Hook	60





Fig. #1



Fig. #2



Fig. #3



Fig. #4



Fig. #5



Fig. #6



Fig. #7



Fig. #8



Fig. #9



Fig. #10




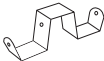



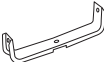







Fig. #11



Fig. #12

See page 214  
for the complete  
CADDY® CABLECAT  
Capacity Guide

CADDY® CABLECAT Capacity Guide			
Area (sq. in.)	Capacity (4-pair)		Part Number
	Cat. 5e	Cat. 6	
0.60	16	10	CAT12 
2.16	50	32	CAT21 
3.17	80	50	CAT32 
2 x 1.58	80	50	CAT100CM 
15.28	300	220	CAT64 
20.43	425	265	CAT425 
21.00	500	315	CAT200CMLN 
32.00	750	470	CAT300CMLN 
3.14	75	47	CAT600 
1.07	25	15	CAT16HP 
3.97	95	60	CAT32HP 
9.26	220	140	CAT48HP 
15.48	380	230	CAT64HP 
2.67	50	36	CATCR50 