











CATALOG NUMBER	DESCRIPTION	UPC CODE	WEIGHT	CASE QTY	PALLET QTY	PRICE	DISTRIBUTION CTRS								
							NJ	IL	TX	CA	GA				
EEX72R	LED, SURFACE, WHITE POLYCARBONATE HOUSING, DOUBLE FACE, RED LETTERS, SELF-POWERED	662401758531	18.66	1	108	0.00									
<b>EDGE-LIT - EUR SURFACE</b>															
 EUR60R	LED, RECESSED, ALUMINUM HOUSING, UNIVERSAL FACE, RED LETTERS, AC ONLY	622697725617	4.50	4	72	0.00									
EUR70R	LED, RECESSED, ALUMINUM HOUSING, UNIVERSAL FACE, RED LETTERS, SELF-POWERED	622697725594	10.03	4	72	0.00									
<b>EDGE-LIT - EUS RECESSED</b>															
 EUS60R	LED, SURFACE, ALUMINUM HOUSING, UNIVERSAL FACE, RED LETTERS, AC ONLY	622697725587	4.50	1	180	0.00									
EUS70R	LED, SURFACE, ALUMINUM HOUSING, UNIVERSAL FACE, RED LETTERS, SELF-POWERED	622697725556	6.60	6	162	0.00									
<b>STEEL HOUSING - CHX</b>															
 CHX60	AC ONLY, EXIT SIGN, STEEL HOUSING, WHITE LED EXIT, WITHOUT LENS	080083573615	11.30	1	54	0.00									
CHX61	AC ONLY, EXIT SIGN, STEEL HOUSING, WHITE LED EXIT, WITH LENS	080083574629	11.30	1	54	0.00									
CHX70	SELF POWERED, EXIT SIGN, STEEL HOUSING, WHITE LED EXIT, WITHOUT LENS	080083576753	11.30	1	54	0.00									
CHX71	SELF POWERED, EXIT SIGN, STEEL HOUSING, WHITE LED EXIT, WITH LENS	080083567614	11.30	1	54	0.00									
<b>STEEL HOUSING - EH</b>															
EH7R	SURFACE MOUNT EDGE-LIT EXIT HOUSING, EEX EDGE-LIT COMPATIBLE	662401742578	2.32	6	180	0.00									
<b>STEEL HOUSING - ELE</b>															
ELE770	POWER TRAY, ELX EDGE-LIT COMPATIBLE	662401278466	2.95	1	216	0.00									
<b>STEEL HOUSING - SLX</b>															
 SLX6	LED, WHITE, UNIVERSAL FACE, RED AND GREEN LETTERS, AC ONLY	080083534227	6.00	6	180	0.00									
SLX7	LED, WHITE, UNIVERSAL FACE, RED AND GREEN LETTERS, SELF-POWERED	080083534234	6.00	6	180	0.00									
<b>STEEL HOUSING - SLX SELF DIAGNOSTIC</b>															
 SLX7SD	SELF-POWERED, EXIT SIGN, STEEL HOUSING, SELF DIAGNOSTIC, UNIVERSAL 2 FACE & RED/GREEN	080083534241	6.00	6	180	0.00									
<b>STEEL HOUSING - UN1SR COMBO</b>															
UNH1SRWDH	COMBO UNIT, INCANDESCENT-EXIT, (2) 9W INCANDESCENT LAMPS-EMERGENCY, WHITE, UNIVERSAL FACE, RED LETTERS	662400107798	14.20	1	48	0.00									
UNH1SRWDHL	COMBO UNIT, LED-EXIT, (2) 9W INCANDESCENT LAMPS-EMERGENCY, WHITE, UNIVERSAL FACE, RED LETTERS	662400235477	14.20	1	48	0.00									
<b>POLYCARBONATE HOUSING - LPXH</b>															
 LPXH70RWH	REMOTE CAPACITY, LED, WHITE HOUSING, UNIVERSAL FACE, RED LETTERS, SELF-POWERED	662401019267	11.00	4	120	0.00									
<b>POLYCARBONATE HOUSING - LPX</b>															
 LPX6	LED, WHITE HOUSING, UNIVERSAL FACE, RED AND GREEN LETTERS, AC ONLY	080083532742	3.00	6	180	0.00									
LPX6-G	LED, WHITE HOUSING, UNIVERSAL FACE, GREEN AND RED LETTERS, AC ONLY	080083552078	3.00	6	180	0.00									
LPX7	LED, WHITE HOUSING, UNIVERSAL FACE, RED AND GREEN LETTERS, SELF-POWERED	080083532773	3.00	6	180	0.00									
LPX7BK	LED, BLACK HOUSING, UNIVERSAL FACE, RED AND GREEN LETTERS, SELF-POWERED	080083532780	3.00	6	180	0.00									
LPX7-G	LED, WHITE HOUSING, UNIVERSAL FACE, GREEN AND RED LETTERS, SELF-POWERED	080083552061	3.00	6	270	0.00									
LPX7SD	LED, WHITE HOUSING, UNIVERSAL FACE, RED AND GREEN LETTERS, SELF-POWERED, SELF-DIAGNOSTICS	080083532797	3.00	6	180	0.00									