

Shown actual size:
Maestro dimmers
and 2-gang Claro
wallplate in White (WH).

Product family features

- Can be used in conjunction with the following dimmer(s) and switch(es): Maestro®, Maestro IR®, Maestro Wireless®, Pico® wireless control, Diva®, Skylark Contour®, Skylark®
- All Lutron wallplates are screwless, seamless, and have no visible hardware; the front plate securely snaps into the alignment adapter plate
- Full line of wiring devices in Designer style opening
- Blank inserts available for Gloss colors (DV-BI-) and Satin Colors® (SC-BI-)
- Customize your designer wallplate with engraving. Contact customer service to get started; 1.888.LUTRON1

Ganging and derating

- Designer wallplates use standard ganging
- Requires fins to be removed from dimmers for proper spacing (“Fins Broken” ganging), see pg. 179
- May require derating (i.e., reduction of dimmer capacity due to fin removal), see Derating Tables, pg. 179

Available finishes

Use **BOLD** color code in model number (Example: SC-1-**PL**)

Gloss finishes



WH
White



LA
Light Almond



AL
Almond



IV
Ivory



GR
Gray



BR
Brown



BL
Black

Satin finishes



SW
Snow



LS
Limestone



BI
Biscuit



ES
Eggshell



PD
Palladium



TP
Taupe



ST
Stone



BG
Bluestone



PL
Plum



SG
Sea Glass



TQ
Turquoise



GS
Goldstone



DS
Desert Stone



GB
Greenbriar



MS
Mocha Stone



TC
Terracotta



SI
Sienna



HT
Hot



MR
Merlot



MN
Midnight



SS
Stainless Steel*

*Stainless Steel finish wallplates include black plastic trim/adaptor, visible from side. Match with separate Black (BL) or Midnight (MN) controls and accessories.

Connectors for
6-Port Frame



Phone Jack
(8-Conductor,
RJ45 Category 3)
CON-1P-C3-



Fiber Jack
(LC Non-Flush
Mount)
CON-1F-LC-WH



Phone Jack
(8-Conductor,
RJ45 Category 5e)
CON-1P-C5E-



Fiber Jack
(ST Style)
CON-1F-ST-WH



Phone Jack
(8-Conductor,
RJ45 Category 6)
CON-1P-C6-



Cable Jack
(F Style, 75-Ohm
Coaxial Cable)
CON-1C-



Fiber Jack
(MT-RJ Feed
Through)
CON-1F-MTRJ-WH



BNC Jack
(BNC Connector,
50-Ohm)
CON-1B-WH



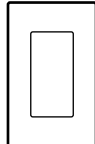
Fiber Jack
(SC Simplex)
CON-1F-SC-WH



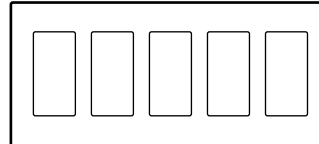
Blank Insert
SC-BI

Designer | Claro® & Satin Colors®
Wallplates & Accessories pg. 161

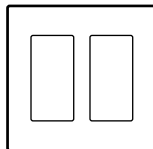
Wallplates
(Multi-gang controls may require derating)



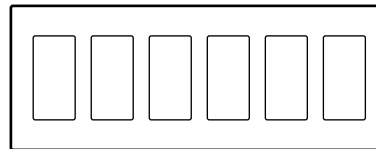
1-Gang
CW-1-
SC-1-



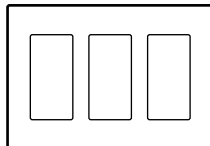
5-Gang
CW-5-
SC-5-



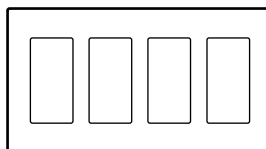
2-Gang
CW-2-
SC-2-



6-Gang
CW-6-
SC-6-



3-Gang
CW-3-
SC-3-



4-Gang
CW-4-
SC-4-