


Plastic Recessed TV Box™ with Angled Openings

For new or existing construction. Non-metallic, recessed combo boxes for power and low voltage for class 2 wiring of satellite or cable TV, speakers, etc.



TVB712



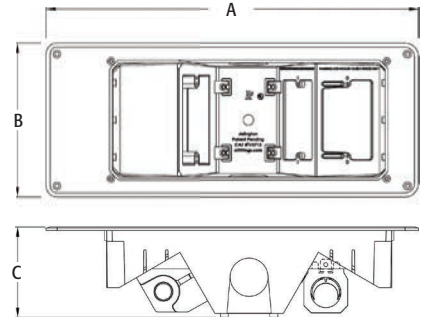
TVB713

FEATURES AND BENEFITS

- Non-metallic, paintable trim plate
- For new or old work
 - Positioning tabs for 1/2" wall thickness assure accurate placement on stud in new construction
 - For retrofit, use enclosure (without the trim plate) as a template for the wall opening
- Optional cover available for TVB713

CATALOG NUMBER	UPC/DCI/NAED MFG #018997	DESCRIPTION	UNIT PKG	STD PKG	DIM A	DIM B	DIM C
TVB712	09712	Power and/or low voltage	1	1	10.210	7.561	3.906
TVB713	09713	Power and multiple low voltage openings w/ interchangeable tray.	1	1	17.000	7.000	3.906
TVB613C	09631	4-Gang white cover (fits TVB713)	5	5	17.000	7.000	.127

Add suffix "GC" to Catalog # when ordering in Canada, for example TVB713GC.
PATENTED.



Installation Instructions

Retrofit



Cut a hole using enclosure next to stud. Use box without trim plate, as a template. Pull wires and insert box in hole.



Assemble trim plate. (Retrofit must also use a minimum of (2) #6 x 1-5/8" wood screws in adjacent stud.)

New Work



Attach box to stud through slotted holes. Use minimum of (2) #6 x 1-5/8" wood screws. Pull wires.



Installed TVB712.

Installed TVB713.




Scan For Video



Plastic Recessed TV Box™ with Angled Openings

For new or existing construction. Non-Metallic recessed combo boxes for power and low voltage for class 2 wiring of satellite or cable TV, speakers, etc.

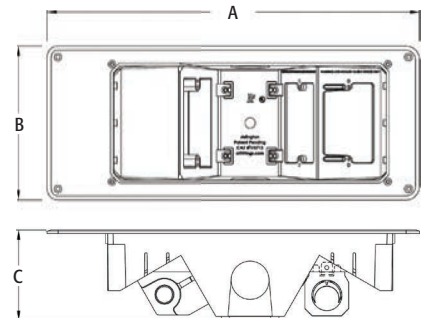


FEATURES AND BENEFITS

- Non-metallic, paintable trim plate
- For new or old work
 - Positioning tabs for 1/2" wall thickness assure accurate placement on stud in new construction
 - For retrofit, use enclosure (without the trim plate) as a template for the wall opening
- Optional covers for unused boxes

CATALOG NUMBER	UPC/DCI/NAED MFG #018997	DESCRIPTION	UNIT PKG	STD PKG	DIM A	DIM B	DIM C
TVB712	09712	Power and/or low voltage	1	1	10.210	7.561	3.906
TVB713	09713	Power and multiple low voltage openings w/ interchangeable tray.	1	1	17.000	7.000	3.906
TVB613C	09631	4-Gang white cover (fits TVB713)	5	5	17.000	7.000	.127

Add suffix "GC" to Catalog # when ordering in Canada, for example TVB713GC.



Installation Instructions

Retrofit



Cut a hole using enclosure next to stud. Use box without trimplate as a template. Pull wires and insert box in hole.

New Work



Attach box to stud through slotted holes. Use minimum of (2) #6 x 1-5/8" wood screws. Pull wires.



Assemble trimplate. (Retrofit must also use a minimum of (2) #6 x 1-5/8" wood screws in adjacent stud.)



Installed TVB712.



Scan For Video

