

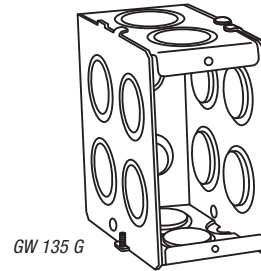
Gangable Masonry Boxes



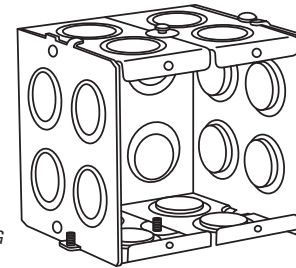
CAT. NO.	DEPTH (IN.)	HEIGHT (IN.)	LENGTH (IN.)	CU. IN. CAPACITY	ECCENTRIC KNOCKOUTS ½" & ¾"			STD. CTN.
					EA. SIDE	EA. END	BOTTOM	
With Eccentric Conduit KOs								
GW 125 G*	2½	3¾	1½ ₆	15.0	2	2	2	20
GW 225 G*	2½	3¾	3¾	31.6	2	4	4	10
GW 325 G*	2½	3¾	5½ ₆	47.4	2	6	6	5
GW 425 G	2½	3¾	7¾	64.0	2	8	8	5
GW 525 G	2½	3¾	9½ ₆	79.0	2	10	10	5
GW-625-G*	2½	3¾	11	94.8	2	12	12	1
GW 135 G*	3½	3¾	1½ ₆	22.0	4	2	2	20
GW 235 G*	3½	3¾	3¾	46.9	4	4	4	10
GW 335 G	3½	3¾	5½ ₆	71.0	4	6	6	10
GW 435 G*	3½	3¾	†7¾	93.5	4	8	8	5
GW-535-G	3½	3¾	†9½ ₆	111.7	4	10	10	5
GW-635-G	3½	3¾	*†11	134.0	4	12	12	1

* Per NEC® suitable for use without a bonding jumper in circuits above or below 250 volts.

† 4-, 5- and 6-gang supplied with partitions.



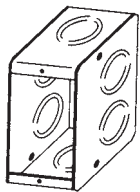
GW 135 G



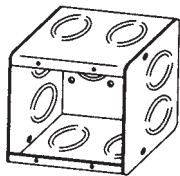
GW 235 G

Steel City® Metallic Boxes and Covers


Shallow Masonry Boxes




1-MBS



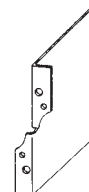
2-MBS



3-MBS



4-MBS



MBPS

CAT. NO.	DEPTH (IN.)	CU. IN. CAPACITY	DESCRIPTION	STD CTN.
1-MBS	2½	16.5	A one-gang masonry box, 2½" deep x 3¾" long x 1¾" wide Six ½" and two ¾" concentric KOs. Two in each side and one in each end. Uses Steel City® 100 cover	10
2-MBS	2½	33.0	A two-gang masonry box, 2½" deep x 3¾" long x 3¾" wide Eight ½" and two ¾" concentric KOs. Two in each side and two in each end. Uses Steel City® SB-2 cover	10
3-MBS	2½	49.0	A three-gang masonry box, 2½" deep x 3¾" long x 5½" wide Ten ½" and ¾" concentric KOs. Three in each side and two in each end. Uses Steel City® SB-3 cover	5
4-MBS	2½	67.0	A four-gang masonry box, 2½" deep x 3¾" long x 7¾" wide Twelve ½" and ¾" concentric KOs. Four in each side and two in each end. Uses Steel City® SB-4 cover	5
MBPS	2½	—	Masonry Box Partition, 2½" deep x 3¾" wide A low-voltage partition drilled and tapped for mounting. Furnished with two 8/32 screws. For use with 2-MBS, 3-MBS or 4-MBS boxes	50

Corporate Office
Tel: 901.252.8000
800.816.7809
Fax: 901.252.1354

Customer Service
Tel: 800.816.7809
Fax: 800.816.7810

Technical Services
Tel: 888.862.3289
Fax: 901.252.1321

Tool Services
Tel: 800.284.8665

Thomas & Betts

www.tnb.com