

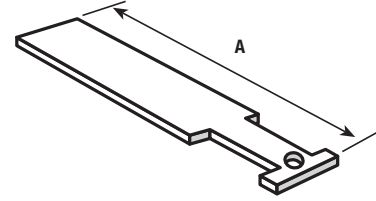
Kindorf®

Beam Clamps and Hanger Rod Supports

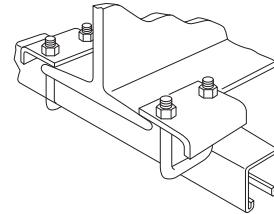
U-568 Beam Clamps

CAT. NO.	BEAM FLANGE WIDTH (IN.)	DIMENSION A (IN.)	STD. CTN.
U-568-6	6	9	25
U-568-8	12	15	25

16 ga. material.



E-760 Channel to Beam Clamp



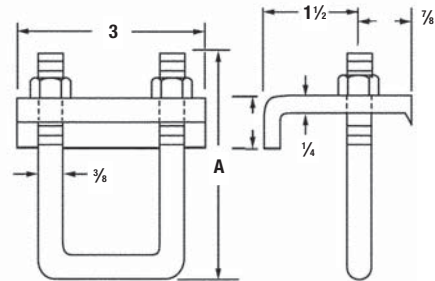
Hardened points bite into beam flange. Fits all I-beams where edge of beam flange does not exceed .8 inch thickness.

CAT. NO.	FOR STRUCTOR CHANNEL	DIMENSION A (IN.)	WT. LBS./C
E-760-2*	B-900, B-905, B-906, B-907	3 1/4	76
E-760-2SS	Stainless Steel		
E-760-3	B-901, B-900-2A, B-902, B-903	4 3/4	88

* Load rating of 2,200 lbs. with a safety factor of three.

1/4" steel, 3/8 inch U-bolt.

Standard finish: Galv-Krom®.

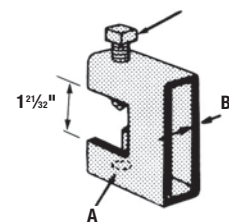


E-235 Heavy-Duty Beam Clamp

CAT. NO.	DIMENSIONS (IN.)			WT. LBS./C	DESIGN LOAD LBS.
	A	B	C		
E-235-3/8-HD	3/8	1/4	3/8 x 2 3/4	109	1,300
E-235-1/2-HD	1/2	1/4	1/2 x 2 3/4	201	3,150

Finish: Hot-dipped galvanized.

Set screw C included



Tapped Hole Size