






600 Volt—Single Throw Fusible

Table 3.14: 600 Volt—Single Throw Fusible

System	Amperes	NEMA 1 Indoor	NEMA 3R Rainproof (Bolt-on Hubs [10])	NEMA 4, 4X, 5 [11] 304 Stainless Steel (316 stainless [12]) Dust tight, Watertight, Corrosion Resistant (Watertight Hubs [10])	NEMA 12K With Knockouts (Watertight Hubs [10])	NEMA 3R, 5 or 12 [13] Without Knockouts (Watertight Hubs [10])	Horsepower Ratings					dc [14]	
							480 Vac		600 Vac				
							Std. (Using Fast Acting, One Time Fuses)	Max. (Using Dual Element, Time Delay Fuses)	Std. (Using Fast Acting, One Time Fuses)	Max. (Using Dual Element, Time Delay Fuses)	Max. (Using Dual Element, Time Delay Fuses)	250	600
Cat. No.							3Ø	3Ø	3Ø	3Ø	250	600	
2-Wire (2 Blades and Fuseholders)—600 Vac, 600 Vdc													
	30						—	—	—	—	—	—	
	60						—	—	—	—	—	—	
	100						—	—	—	—	—	—	
	200						—	—	—	—	—	—	
	400	H265	H265R	H265DS	—	H265AWK	100 [15]	250 [15]	—	—	—	50	50
	600	H266	H266R	H266DS	—	H266AWK	150 [15]	400 [15]	—	—	—	50	50
800	H267	H267R [16]	—	—	H267AWK	—	—	—	—	—	—	50	
1200	H268	H268R [16]	—	—	H268AWK	—	—	—	—	—	—	50	
3-Wire (3 Blades and Fuseholders)—600 Vac, 600 Vdc													
	30	H361	H361RB	H361DS	H361A	H361AWK	5	15	7-1/2	20	5	15	
	30	H361-2 [16] [17]	H3612RB [17]	—	H361-2A [17]	H3612AWK [17]	5	15	7-1/2	20	—	15	
	60	H362	H362RB	H362DS	H362A	H362AWK	15	30	15	50	—	30	
	100	H363	H363RB	H363DS	H363A	H363AWK	25	60	30	100	—	50	
	200	H364	H364RB	H364DS	H364A	H364AWK	50	125	60	150	40	50	
	400	H365	H365R	H365DS	—	H365AWK	100	250	125	350	50	50	
	600	H366	H366R	H366DS	—	H366AWK	150	400	200	500	50	50	
	800	H367	H367R [16]	—	—	H367AWK	200	500	250	500	—	50	
	1200	H368	H368R [16]	—	—	H368AWK	200	500	250	500	—	50	
4-Wire (3 Blades and Fuseholders, 1 Neutral)—600 Vac, 600 Vdc													
	30	H361N	H361NRB	Use three-wire devices, See Field-Installed Neutral Assemblies, page 3-15			5	15	7-1/2	20	—	15	
	60	H362N	H362NRB				15	30	15	50	—	30	
	100	H363N	H363NRB				25	60	30	75	—	50	
	200	H364N	H364NRB	H364NDS	H364NA	H364NAWK	50	125	60	150	40	50	
	400	H365N	H365NR	H365NDS	—	H365NAWK	100	250	125	350	50	50	
	600	H366N	H366NR	H366NDS	—	H366NAWK	150	400	200	500	50	50	
	800	H367N	H367NR [16]	—	—	H367NAWK	200	500	250	500	—	50	
	1200	H368N	H368NR [16]	—	—	H368NAWK	200	500	250	500	—	50	
4-Wire (4 Blades and Fuseholders)—600 Vac, 600 Vdc [18]													
	30	H461	—	H461DS	—	H461AWK	7-1/2	20	10	25	5	15	
	60	H462	—	H462DS	—	H462AWK	15	40	20	50	10	30	
	100	H463	—	H463DS	—	H463AWK	25	60	30	75	20	30	
	200	H464	—	H464DS	—	H464AWK	50	125	60	150	40	50	
	400	H465	—	—	—	H465AWK	100	250	125	350	50	50	
	600	H466	—	—	—	—	150	400	200	500	50	50	
6-Wire (6 Blades and Fuseholders)—600 Vac [18]													
	100	—	—	H663DS	—	H663AWK	25	60	30	75	—	—	
	200	—	—	H664DS	—	H664AWK	For applications requiring motor disconnect capability, see Electrical Interlock Kits, page 3-14						

SAFETY SWITCHES

3

Accessories: see page 3-13
Dimensions: NEMA 1 and 3R, see page 3-19
Dimensions: NEMA 4, 4X and 5 Stainless and NEMA 12, see page 3-20

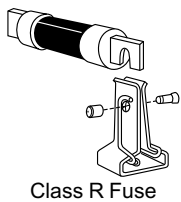
Class H, R, J, and L Fuse Provisions:

Class H or K Fuse Provisions: Fusible Square D 30–600 A heavy duty safety switches accept Class H or K fuses as standard. With Class H or K fuses installed, the switch is UL Listed for use on systems with up to 10 kA available fault current.

Class R Fuse Provisions: Fusible Square D 30–600 A heavy duty safety switches will accept Class R fuses as standard. A field-installed rejection kit is available which, when installed, rejects all but Class R fuses. With the installation of the rejection kit and Class R fuses, the switch is UL Listed for use on systems with up to 200 kA available fault current. See **Class R Fuse Kits**, page 3-14.

Class J Fuse Provisions: Provisions for installing Class J fuses are included in 30–400 A 600 Volt, and 100–400 A 240 Volt, fusible heavy duty safety switches. Conversion to Class J fuse spacing requires relocating the load side fuse base assembly from the standard Class H fuse location to an alternate position as marked in the enclosure. With Class J fuses installed, the switch is UL Listed for use on systems with up to 200 kA available fault current. Switches rated 600 A, 240 or 600 Volt, require the addition of an adapter kit, H600J. One kit per 3P switch.

Class L Fuse Provisions: Fusible 800 A and 1200 A safety switches use Class L bolt-in fuses and are rated for use on systems with up to 200 kA at 600 Vac maximum. 1200 A switches accept class L fuses from 601–1200 A, 800 A switches accept class L fuses from 601–800 A.



Class R Fuse

[10] For Rainproof Bolt-On Hubs and Watertight Hubs see **Hubs**, page 3-13.
[11] Complete rating is NEMA 3, 3R, 4, 4X, 5 and 12..
[12] See Table 3.18 316 Grade Stainless Steel 3 Pole 600 Vac, 600 Vdc, page 3-10.
[13] Also suitable for NEMA 3R application by removing drain screw from bottom endwall.
[14] For switching dc, use two outside switching poles.
[15] For corner grounded delta systems, use switching poles for ungrounded conductors. See data bulletin 2700DB0202 for additional information.
[16] Suitable for NEMA 5 applications with drain screw installed.
[17] 60 A switch with 30 A fuse spacing and clips. Must use 60 A enclosure accessories including electrical interlocks.
[18] Not suitable for use as service equipment.

NEMA Type 4, 4X, 5, 7, 9, and 12

See Table 3.42 Terminal Lug Data, page 3-18 for terminal lug data for the series switches listed in the dimension table below.

Table 3.45: Approximate Dimensions

Cat. No.	Series	H		W		D		W/H	
		in.	mm	in.	mm	in.	mm	in.	mm
H60XFA	E1	15.93	405	9.87	251	6.96	177	9.87	251
H100XFA	E1	15.93	405	9.87	251	6.96	177	9.87	251
H221AWK,A	F6	14.60	371	6.63	168	4.96	125	7.55	192
H221DS	F6	14.93	379	7.22	183	5.11	130	8.67	220
H221-2AWK	F6	16.50	419	9.00	229	7.00	178	10.50	267
H222AWK,A	F6	14.60	371	6.63	168	4.96	125	7.55	192
H222DS	F6	14.93	379	7.22	183	5.11	130	8.67	220
H223AWK,A	F6	20.50	521	9.00	229	7.00	178	10.50	267
H223DS	F6	20.82	529	9.36	238	6.97	177	11.25	286
H224A,AWK	F6	29.00	737	17.25	438	8.75	216	18.63	473
H224DS	F6	29.00	737	17.75	451	8.88	226	19.25	489
H225AWK,DS	E4	46.25	1175	26.25	667	10.13	259	26.25	667
H225NAWK,NDS	E4	46.25	1175	26.25	667	10.13	259	26.25	667
H225XJG	A1	22.56	573	10.88	276	7.75	197	10.88	276
H226AWK,DS	E5	46.25	1175	26.25	667	10.13	259	26.25	667
H226NAWK,NDS	E5	46.25	1175	26.25	667	10.13	259	26.25	667
H227AWK,NAWK	E4	69.13	1756	36.62	930	17.75	451	36.62	930
H228AWK,NAWK	E4	69.13	1756	36.62	930	17.75	451	36.62	930
H265AWK,DS	E5	46.25	1175	26.25	667	10.13	259	26.25	667
H266AWK,A,DS	E5	46.25	1175	26.25	667	10.13	259	26.25	667
H267AWK,NAWK	E4	69.13	1756	36.62	930	17.75	451	36.62	930
H268AWK,NAWK	E4	69.13	1756	36.62	930	17.75	451	36.62	930
H321AWK,A	F6	14.60	371	6.63	168	4.96	125	7.55	192
H321DS	F6	14.93	379	7.22	183	5.11	130	8.67	220
H322AWK,A	F6	14.60	371	6.63	168	4.96	125	7.55	192
H322DS	F6	14.93	379	7.22	183	5.11	130	8.67	220
H323AWK,A	F6	20.50	521	9.00	229	7.00	178	10.50	267
H323DS	F6	20.82	529	9.36	238	6.97	177	11.25	286
H324A,AWK	F6	29.00	737	17.25	438	8.75	216	18.63	473
H324DS	F6	29.00	737	17.75	451	8.88	226	19.25	489
H325AWK,DS	E5	46.25	1175	26.25	667	10.13	259	26.25	667
H325NAWK,NDS	E5	46.25	1175	26.25	667	10.13	259	26.25	667
H326AWK,DS	E5	46.25	1175	26.25	667	10.13	259	26.25	667
H326NAWK,NDS	E5	46.25	1175	26.25	667	10.13	259	26.25	667
H327AWK,NAWK	E4	69.13	1756	36.62	930	17.75	451	36.62	930
H328AWK,NAWK	E4	69.13	1756	36.62	930	17.75	451	36.62	930
H361AWA	F7	16.50	419	9.00	229	7.00	178	10.50	267
H361AWC	F7	16.50	419	9.00	229	7.00	178	10.50	267
H361AWK,A	F6	14.60	371	6.63	168	4.96	125	7.55	192
H361DS	F6	14.93	379	7.22	183	5.11	130	8.67	220
H361DSWA	F7	16.87	428	8.92	227	5.11	130	10.81	275
H361DSWC	F7	16.87	428	8.92	227	5.11	130	10.79	274
H361DF	F1	16.50	419	11.00	279	8.80	224	11.00	279
H361DX	F1	19.40	493	11.40	290	8.60	218	11.40	290
H361SS	F6	14.93	379	7.22	183	5.11	130	8.67	220
H361-2AWK,A	F6	16.50	419	9.00	229	7.00	178	10.50	267
H362AWA	F7	16.50	419	9.00	229	7.00	178	10.50	267
H362AWC	F7	16.50	419	9.00	229	7.00	178	10.50	267
H362AWH	F6	16.50	419	9.00	229	7.00	178	10.50	267
H362AWK,A	F6	16.50	419	9.00	229	7.00	178	10.50	267
H362DS	F6	16.87	428	8.92	227	6.97	177	10.81	275
H362DSWA	F7	16.87	428	8.92	227	5.11	130	10.81	275
H362DSWC	F7	16.87	428	8.92	227	5.11	130	10.79	274
H362DF	F1	16.50	419	11.00	279	8.80	224	11.00	279
H362DX	F1	19.40	493	11.40	290	8.60	218	11.40	290
H362SS	F6	16.87	428	8.92	227	6.97	177	10.81	275
H363AWA	F7	20.50	521	9.00	229	7.00	178	10.50	267
H363AWC	F7	20.50	521	9.00	229	7.00	178	10.50	267
H363AWK,A	F6	20.50	521	9.00	229	7.00	178	10.50	267
H363DS	F6	20.82	529	9.36	238	6.97	177	11.25	286
H363DSWA	F7	20.82	529	9.36	238	6.97	177	11.25	286
H363DSWC	F7	20.82	529	9.36	238	6.97	177	11.25	286
H363DF	F1	24.80	630	13.70	348	12.00	305	13.70	348
H363DX	F1	25.25	641	11.40	290	8.60	218	11.40	290
H363SS	F6	20.82	529	9.36	238	6.97	177	11.25	286
H364A,AWK	F6	29.00	737	17.25	438	8.75	216	18.63	473
H364DS,NDS	F6	29.00	737	17.75	451	8.88	226	19.25	489
H364NA,NAWK	F6	29.00	737	17.25	438	8.75	216	18.63	473
H364DF	E1	31.30	795	26.30	668	11.80	300	26.30	668
H364SS	F6	29.00	737	17.75	451	8.88	226	19.25	489
H365AWK,DS,SS	E5	46.25	1175	26.25	667	10.13	259	26.25	667
H365NAWK,NDS	E5	46.25	1175	26.25	667	10.13	259	26.25	667
H366AWK,DS	E5	46.25	1175	26.25	667	10.13	259	26.25	667
H366NAWK,NDS,SS	E5	46.25	1175	26.25	667	10.13	259	26.25	667
H367AWK,NAWK	E4	69.13	1756	36.62	930	17.75	451	36.62	930
H368AWK,NAWK	E4	69.13	1756	36.62	930	17.75	451	36.62	930
H461AWK	F6	20.50	521	14.75	375	6.80	173	16.13	410
H461DS	F6	20.82	529	15.08	383	6.97	177	16.85	428
H462AWK	F6	20.50	521	14.75	375	6.80	173	16.13	410
H462DS	F6	20.82	529	15.08	383	6.97	177	16.85	428
H463AWK	F6	20.50	521	14.75	375	6.80	173	16.13	410
H463DS	F6	20.82	529	15.08	383	6.97	177	16.85	428
H464AWK	F6	29.00	737	23.25	591	8.75	222	24.88	632
H464DS	F6	29.00	737	23.75	603	8.88	226	25.25	641
H465AWK	E5	46.25	1175	32.50	826	10.13	259	32.50	826
H663AWK	F6	20.50	521	14.75	375	6.80	173	16.13	410
H663DS	F6	20.82	529	15.08	383	6.97	177	16.85	428
H664AWK	F6	29.00	737	23.25	591	8.75	222	24.88	632
H664DS	F6	29.00	737	23.75	603	8.88	226	25.25	641
HU265AWK,DS	E5	46.25	1175	26.25	667	10.13	259	26.25	667
HU266AWK,DS	E5	46.25	1175	26.25	667	10.13	259	26.25	667
HU267AWK	E4	69.13	1756	36.62	930	17.75	451	36.62	930
HU268AWK	E4	69.13	1756	36.62	930	17.75	451	36.62	930
HU361AWA	F7	16.50	419	9.00	229	7.00	178	10.50	267
HU361AWC	F7	16.50	419	9.00	229	7.00	178	10.50	267
HU361AWK,A	F6	14.60	371	6.63	168	4.96	125	7.55	192
HU361DS	F6	14.93	379	7.22	183	5.11	130	8.67	220
HU361DSWA	F7	16.87	428	8.92	227	5.11	130	10.81	275
HU361DSWC	F7	16.87	428	8.92	227	5.11	130	10.79	274

