



Part No. & Length	Fin.	Std Qty	Wt./ 100	List Price per 100 pcs
-------------------	------	---------	----------	------------------------

PS 285 N

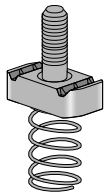
Concrete Insert Nut



PS 285N 1/4	EG	100	5	\$256.07
PS 285N 1/4	PL	100	5	\$138.89
PS 285N 3/8	EG	100	8	\$256.07
PS 285N 3/8	PL	100	8	\$138.89
PS 285N 1/2	EG	100	8	\$256.07
PS 285N 1/2	PL	100	8	\$138.89
PS 285N 5/8	EG	100	7	\$256.07
PS 285N 5/8	PL	100	7	\$256.07

PS 517

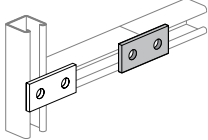
Stud Nut With Regular Spring



PS 517 1/4 x 1	EG	100	8.1	\$701.94
PS 517 1/4 x 1-1/4	EG	100	8.3	\$789.10
PS 517 1/4 x 1-1/2	EG	100	9	\$798.19
PS 517 1/4 x 2	EG	100	9	\$802.68
PS 517 3/8 x 1	EG	100	13	\$880.07
PS 517 3/8 x 1-1/4	EG	100	14	\$894.05
PS 517 3/8 x 1-1/2	EG	100	14	\$1034.16
PS 517 3/8 x 2	EG	100	15	\$1057.38
PS 517 1/2 x 1	EG	100	15	\$1076.94
PS 517 1/2 x 1-1/4	EG	100	16	\$1139.94
PS 517 1/2 x 1-1/2	EG	100	17	\$1149.84
PS 517 1/2 x 2	EG	100	19	\$1155.41

PS 601

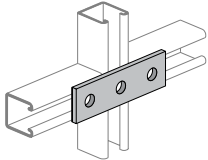
Two Hole Splice Plate



PS 601	EG	50	38	\$244.39
PS 601	GR	50	38	\$244.39

PS 602

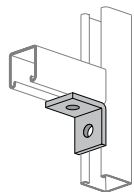
Three Hole Splice Plate



PS 602	EG	25	50	\$367.12
PS 602	GR	25	50	\$367.12

PS 603

Two Hole End Angle



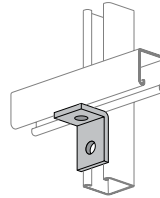
PS 603	EG	50	38	\$225.78
PS 603	GR	50	38	\$225.78



Part No. & Length	Fin.	Std Qty	Wt./ 100	List Price per 100 pcs
-------------------	------	---------	----------	------------------------

PS 604

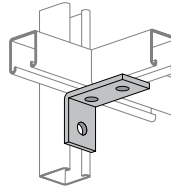
Two Hole Corner Angle



PS 604	EG	50	38	\$240.72
PS 604	GR	50	38	\$240.72

PS 605

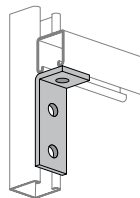
Three Hole Corner Angle



PS 605	EG	50	58	\$329.92
PS 605	GR	50	58	\$329.92

PS 606

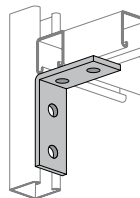
Three Hole Corner Angle



PS 606	EG	50	58	\$330.20
PS 606	GR	50	58	\$330.20

PS 607

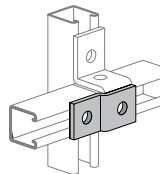
Four Hole Corner Angle



PS 607	EG	25	78	\$442.48
PS 607	GR	25	78	\$442.48

PS 609

Two Hole Offset "Z" Support

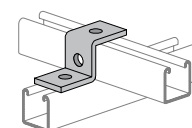


PS 609	EG	25	38	\$448.32
PS 609	GR	25	38	\$448.32

PS 611

Zee Support

Use With PS 200, PS 210 and PS 500 2T3



PS 611	EG	50	55	\$454.83
PS 611	GR	50	55	\$454.83