

CONSOLETS

INDUSTRY STANDARDS

 UL 508A Listed; Type 12, 13; File No. E61997
 cUL Listed per CSA C22.2 No. 94; Type 12, 13; File No. E61997

 NEMA/EEMAC Type 12, 13
 CSA File Number 42186: Type 12
 IEC 60529, IP65

APPLICATION

Consolets are ideal for mounting small control or instrumentation devices where the desirable access requires a 30- or 60-degree surface. These enclosures can be mounted on either of two sides for placement on desktops, pedestals or other flat surfaces.

SPECIFICATIONS

- 14 gauge steel
- Seams continuously welded and ground smooth; no holes or knockouts
- Captivated cover screws thread into sealed wells
- Bonding provision on cover
- Oil-resistant gasket and adhesive
- Control panel attached with continuous hinge along bottom edge

FINISH

ANSI 61 gray polyester powder paint inside and out over pretreated surfaces.

ACCESSORIES

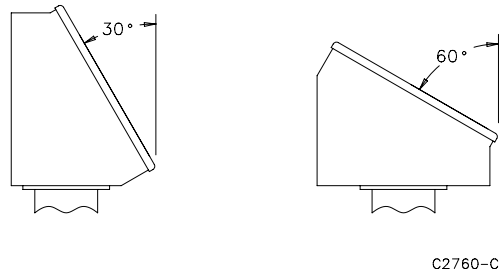
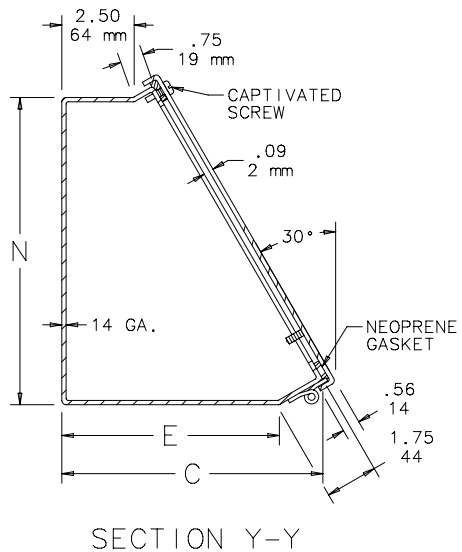
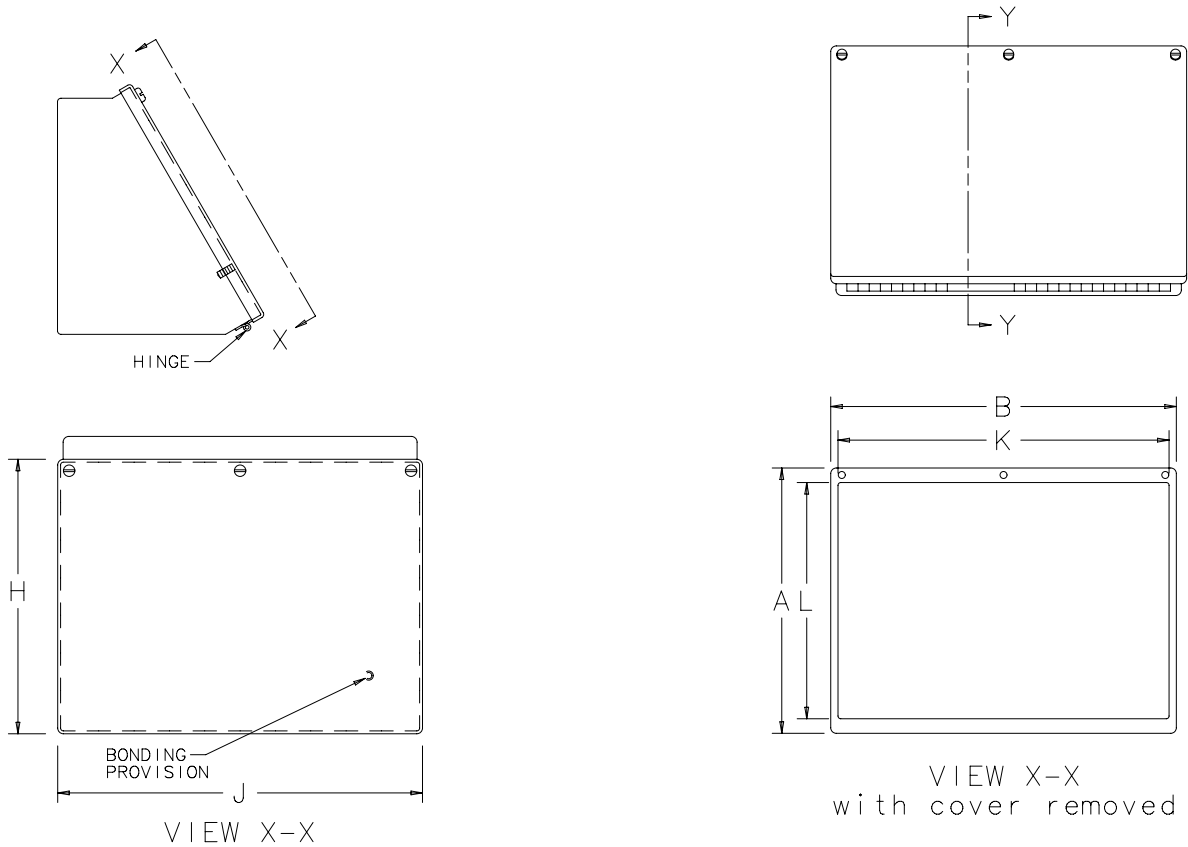
 See also *Accessories*.
 Industrial Corrosion Inhibitors
 Latch Kits for Type 4 and 12 Enclosures
 Mounting Bracket Kits
 Touch-Up Paint
 Steel and Stainless Steel Window Kits

NOTES

 See the *Stainless Steel* chapter for information on related stainless steel products.

BULLETIN: C5, P1
Standard Product Consolets

Catalog Number	AxBxC in./mm	E in./mm	H in./mm	J in./mm	K in./mm	L in./mm	N in./mm
C8C8	8.00 x 8.00 x 7.09	5.62	8.28	8.28	7.50	6.62	7.44
	203 x 203 x 180	143	210	210	191	168	189
C8C12	8.00 x 12.00 x 7.09	5.62	8.28	12.28	11.50	6.62	7.44
	203 x 305 x 180	143	210	312	292	168	189
C8C16	8.00 x 16.00 x 7.09	5.62	8.28	16.28	15.50	6.62	7.44
	203 x 406 x 180	143	210	414	394	168	189
C8C20	8.00 x 20.00 x 7.09	5.62	8.28	20.28	19.50	6.62	7.44
	203 x 508 x 180	143	210	515	495	168	189
C12C12	12.00 x 12.00 x 9.09	7.62	12.28	12.28	11.50	10.62	10.91
	305 x 305 x 231	194	312	312	292	270	277
C12C16	12.00 x 16.00 x 9.09	7.62	12.28	16.28	15.50	10.62	10.91
	305 x 406 x 231	194	312	414	394	270	277
C12C20	12.00 x 20.00 x 9.09	7.62	12.28	20.28	19.50	10.62	10.91
	305 x 508 x 231	194	312	515	495	270	277
C12C24	12.00 x 24.00 x 9.09	7.62	12.28	24.28	23.50	10.62	10.91
	305 x 610 x 231	194	312	617	597	270	277
C16C16	16.00 x 16.00 x 11.09	9.62	16.28	16.28	15.50	14.62	14.38
	406 x 406 x 282	244	414	414	394	371	365
C16C20	16.00 x 20.00 x 11.09	9.62	16.28	20.28	19.50	14.62	14.38
	406 x 508 x 282	244	414	515	495	371	365
C16C24	16.00 x 24.00 x 11.09	9.62	16.28	24.28	23.50	14.62	14.38
	406 x 610 x 282	244	414	617	597	371	365
C16C30	16.00 x 30.00 x 11.09	9.62	16.28	30.28	29.50	14.62	14.38
	406 x 762 x 282	244	414	769	749	371	365
C16C36	16.00 x 36.00 x 11.09	9.62	16.28	36.28	35.50	14.62	14.38
	406 x 914 x 282	244	414	922	902	371	365
C20C20	20.00 x 20.00 x 13.09	11.62	20.28	20.28	18.62	18.62	17.84
	508 x 508 x 332	295	515	515	473	473	453
C20C24	20.00 x 24.00 x 13.09	11.62	20.28	24.28	22.62	18.62	17.84
	508 x 610 x 332	295	515	617	575	473	453
C20C30	20.00 x 30.00 x 13.09	11.62	20.28	30.28	28.62	18.62	17.84
	508 x 762 x 332	295	515	769	727	473	453



Standard Product **Pedestal Columns and Bases for Consolelets**

Catalog Number	AxBxC in./mm	Description
A44CCOL	35.00 x 4.00 x 4.00 889 x 102 x 102	Straight Pedestal Column
A66CCOL	35.00 x 6.00 x 6.00 889 x 152 x 152	Straight Pedestal Column
A18SBASE	18.00 x 18.00 457 x 457	Pedestal Base
A24SBASE	24.00 x 24.00 610 x 610	Pedestal Base