

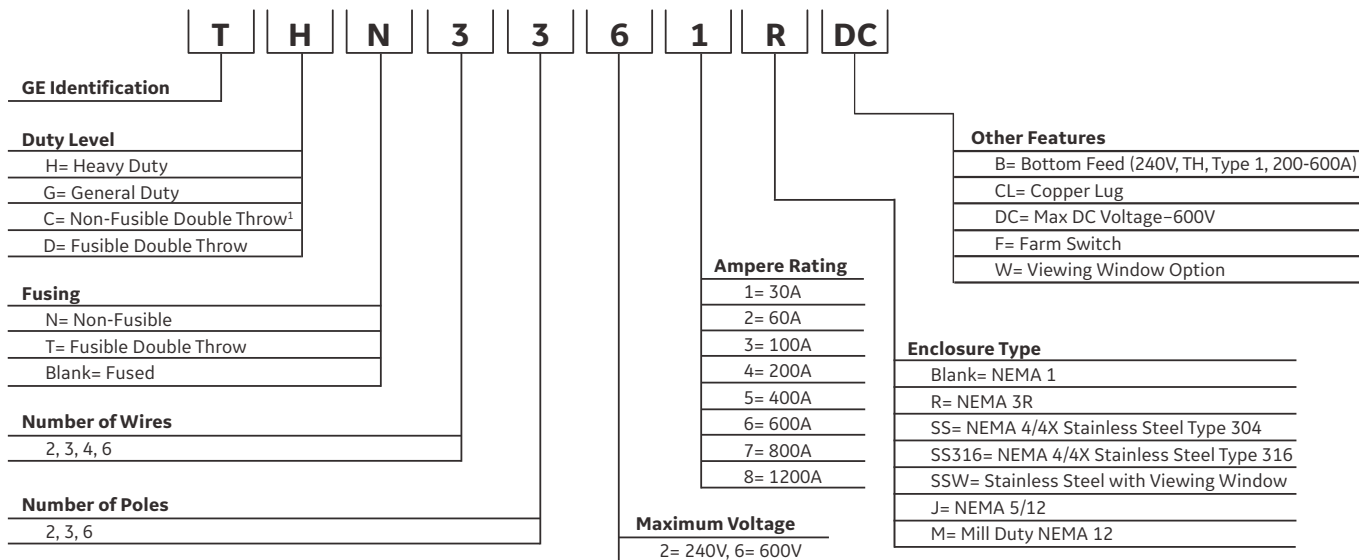
# Safety Switches

## Spec-Setter™ Safety Switches

Quick Selection Guide

# Section 4

### Product Number Structure



<sup>1</sup> 800A and 1200A non-double throw safety switches also use the C nomenclature

Note: This information is provided for interpreting numbers. It should not be used to build product numbers.



# Safety Switches Heavy Duty, Type TH

Spec-Setter™ Safety Switches

30-1200 Amperes

240 Volts AC

250 Volts DC

## Section 4


### Heavy Duty Safety Switches

Amperage Rating	Product Number			Horsepower Rating										DC Hp	
	NEMA Type 1 Indoor	NEMA Type 3R Outdoor	Standard Fuse	Three-Phase 240 Vac		Single-Phase 480 Vac		Three-Phase 480 Vac		Single-Phase 600 Vac		Three-Phase 600 Vac		125 Vdc	250 Vdc
				Time Delay	Standard Fuse	Time Delay	Standard Fuse	Time Delay	Standard Fuse	Time Delay	Standard Fuse	Time Delay	Standard Fuse		


#### Fusible / 2 Pole / 2 Wire / 600V / 50/60 Hz

800	TC72267 <sup>1,2,7</sup>	TC72267R <sup>1,2,7</sup>														
1200	TC72268 <sup>1,2,7</sup>	TC72268R <sup>1,2,7</sup>														

#### Fusible / 3 Pole / 3 Wire / 600V / 50/60 Hz


	30	TH3361	TH3361R		7.5	3	7.5	5	15	3	10	7.5	20		5	
			TH3361RF <sup>5</sup>													
			TH3361RF <sup>2,5</sup>													
	60	TH3362	TH3362R			5	20	15	30	10	25	15	50	5	10	
			TH3362RF <sup>5</sup>													
	100	TH3363	TH3363R			10	30	25	60	15	40	30	75		20	
	200	TH3364 <sup>3</sup>	TH3364R <sup>6</sup>			25	50	50	125	30	50	60	150		40	
	400	TH3365 <sup>3</sup>	TH3365R	50	125			100	250			125	350		50	
600	TH3366 <sup>3</sup>	TH3366R	75	200			150	400			200	500		50		
800	TC72367 <sup>2,4</sup>	TC72367R <sup>4</sup>														
1200	TC72368 <sup>2,4</sup>	TC72368R <sup>4</sup>														

#### Fusible / 3 Pole / 4 Wire / 600V / 50/60 Hz CSA Certified for service entrance (Neutral factory installed)

	200	TH4364C	TH4364RC			25	50	50	125	30	50	60	150		40
	400	TH4365C	TH4365RC	50	125			100	250			125	350		50
	600	TH4366C	TH4366RC	75	200			150	400			200	500		50
	800	TH4367C	TH4367RC												
	1200	TH4368C	TH4368RC												

Amperage Rating	Product Number			Horsepower Rating										DC Hp	
	NEMA Type 5, 12 Indoor	NEMA Type 3R, 5, 12 Outdoor	Standard Fuse	Three-Phase 240 Vac		Single-Phase 480 Vac		Three-Phase 480 Vac		Single-Phase 600 Vac		Three-Phase 600 Vac		125 Vdc	250 Vdc
				Time Delay	Standard Fuse	Time Delay	Standard Fuse	Time Delay	Standard Fuse	Time Delay	Standard Fuse	Time Delay	Standard Fuse		


#### Fusible / 3 Pole / 3 Wire / 600V / 50/60 Hz

	30	TH3361J <sup>6</sup>	TH3361JR		7.5	3	7.5	5	15	3	10	7.5	20		5
	60	TH3362J <sup>6</sup>	TH3362JR			5	20	15	30	10	25	15	50	5	10
	100	TH3363J <sup>6</sup>	TH3363JR			10	30	25	60	15	40	30	75		20
	200	TH3364J <sup>6</sup>	TH3364JR			25	50	50	125	30	50	60	150		40
	400	TH3365J	TH3365JR	50	125			100	250			125	350		50
	600	TH3366J	TH3366JR	75	200			150	400			200	500		50

### Heavy Duty Safety Switches 6-Pole

Amperage Rating	Product Number			Horsepower Rating								DC Hp	
	NEMA Type 1, 3R, 5, 12 Indoor/Outdoor	Standard Fuse	Time Delay	Single-Phase 480 Vac		Three-Phase 480 Vac		Single-Phase 600 Vac		Three-Phase 600 Vac		125 Vdc	250 Vdc
				Standard Fuse	Time Delay	Standard Fuse	Time Delay	Standard Fuse	Time Delay	Standard Fuse	Time Delay	Standard Fuse	

#### Fusible / 6 Pole / 6 Wire / 600V / 50/60 Hz

	30	TH6661		3	7.5	5	15	3	10	7.5	20		5
	60	TH6662		5	20	15	30	10	25	15	50		10
	100	TH6663		10	30	25	60	15	40	30	75		20
	200	TH6664		25	50	50	125	30	50	60	150		40

<sup>1</sup> 3 wire with neutral kit ordered separately. For 800A use TNI67; for 1200A use TNI68A.

<sup>2</sup> Rated 600 Vac only. Accepts Class L fuses only. Type HD electrical performance does not apply.

<sup>3</sup> Type 1 Enclosure: 200-600 Amp devices available, factory reversed for bottom feed. Add "B" suffix.

<sup>4</sup> 4 wire with neutral kit ordered separately. For 800A use TNI67; for 1200A use TNI68A.

<sup>5</sup> Farm Switch with oversized Type 3R enclosure with vertical hinge. See page 4-28 for dimensions.

<sup>6</sup> Available with Viewing Window. Add "W" suffix.

<sup>7</sup> For switches suitable for service entrance applications in Canada, order TH3267C, TH3267RC, TH3268C and TH3268RC.



# Safety Switches Enclosure Dimensions

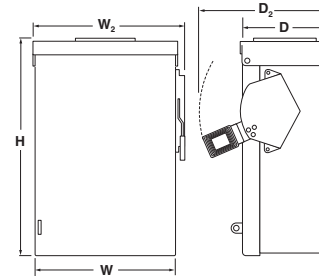
Spec-Setter™ Safety Switches

TH and TC, NEMA Type 1 and 3R Enclosures

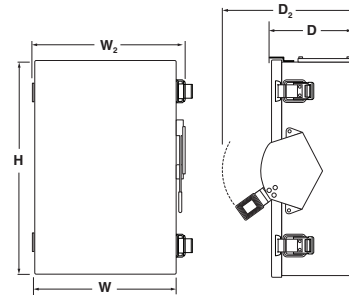
## Section 4

### Heavy Duty, NEMA Type 3R Approximate Dimensions in inches

Product Number	Dimension H	Dimension W (Box)	Dimension W <sub>2</sub> (W/ Handle)	Dimension D (Box)	Dimension D <sub>2</sub> (W/ Handle)	Weight (lbs)	Drawing #	KO Figure Number
TH2261RDC	13.1	8.2	8.9	4.0	7.9	11	10103091SH101	19
TH2262RDC	22.0	9.2	9.7	4.8	7.9	19	10103091SH101	10
TH2263RDC	22.1	9.3	10.2	4.9	9.8	20	10103091SH106	10
TH3221R	10.5	6.2	6.6	3.1	7.7	7	10103091SH101	8
TH3222R	17.2	9.2	9.7	4.8	7.9	16	10103091SH101	10
TH3223R	22.1	9.3	10.2	4.9	9.8	18	10103091SH106	10
TH3224R	31.7	13.4	14.3	5.4	9.5	34	10103091SH182	11
TH3224RC	31.7	13.4	14.3	5.4	9.5	34	10103091SH182	11
TH3225R	49.5	23.0	24.1	8.5	13.9	128	10103091SH140	18
TH3225RC	49.5	23.0	24.1	8.5	13.9	128	10103091SH140	18
TH3226R	53.5	23.0	24.1	8.5	13.9	134	10103091SH140	18
TH3226RC	53.5	23.0	24.1	8.5	13.9	134	10103091SH140	18
TH3267RC	61.5	40.8	44.0	11.9	18.5	500	10103091SH118	No KO
TH3268RC	76.6	46.6	45.8	12.9	18.9	490	10103091SH118	No KO
TH3325R	49.5	23.0	24.1	8.5	13.9	127	10103091SH140	18
TH3326R	53.5	23.0	24.1	8.5	13.9	139	10103091SH140	18
TH3361R	13.1	8.2	8.9	4.0	7.9	11	10103091SH101	19
TH3361RF	14.9	10.3	10.9	3.9	8.0	11	10103091SH133	No KO
TH3361RF2	22.4	13.3	14.0	4.8	9.9	23	10103091SH134	No KO
TH3362R	22.0	9.2	9.7	4.8	7.9	18	10103091SH101	10
TH3362RF	22.4	13.3	14.0	4.8	9.9	18	10103091SH134	No KO
TH3363R	22.1	9.3	10.2	4.9	9.8	19	10103091SH106	10
TH3364R	31.7	13.4	14.3	5.4	9.5	33	10103091SH182	11
TH3365R	53.5	23.0	24.1	8.5	13.9	132	10103091SH140	18
TH3366R	53.5	23.0	24.1	8.5	13.9	136	10103091SH140	18
TH4321R	10.5	6.2	6.6	3.1	7.7	7	10103091SH101	8
TH4322R	17.2	9.2	9.7	4.8	7.9	16	10103091SH101	10
TH4323R	22.1	9.3	10.2	4.9	9.8	18	10103091SH106	10
TH4324R	31.7	13.4	14.3	5.4	9.5	34	10103091SH182	11
TH4324RC	31.7	13.4	14.3	5.4	9.5	34	10103091SH182	11
TH4325RC	49.5	23.0	24.1	8.5	13.9	125	10103091SH140	No KO
TH4326RC	53.5	23.0	24.1	8.5	13.9	130	10103091SH140	No KO
TH4364RC	31.7	13.4	14.3	5.4	9.5	32	10103091SH182	No KO
TH4365RC	49.5	23.0	24.1	8.5	13.9	130	10103091SH140	No KO
TH4366RC	53.5	23.0	24.1	8.5	13.9	132	10103091SH140	No KO
TH4367RC	61.5	40.8	44.0	11.9	18.5	510	10103091SH118	No KO
TH4368RC	76.6	46.6	45.8	12.9	18.9	750	10103091SH118	No KO
THN2261RDC	13.1	8.2	8.9	4.0	7.9	11	10103091SH101	19
THN2262RDC	17.2	9.2	9.7	4.8	7.9	16	10103091SH101	10
THN2263RDC	17.3	9.3	10.2	4.9	9.8	16	10103091SH106	10
THN3361R	13.1	8.2	8.9	4.0	7.9	11	10103091SH101	19
THN3361RF	14.9	10.3	10.9	3.9	8.0	13	10103091SH133	19
THN3361RF2	22.4	13.3	14.0	4.8	9.9	22	10103091SH134	17
THN3362R	17.2	9.2	9.7	4.8	7.9	15	10103091SH101	10
THN3362RF	22.4	13.3	14.0	4.8	9.9	22	10103091SH134	17
THN3363R	17.3	9.3	10.2	4.9	9.8	15	10103091SH106	10
THN3364R	31.7	13.4	14.3	5.4	9.5	33	10103091SH182	11
THN3365R	49.5	23.0	24.1	8.5	13.9	122	10103091SH140	18
THN3366R	53.5	23.0	24.1	8.5	13.9	130	10103091SH140	18



Heavy Duty NEMA Type 3R



Heavy Duty NEMA Type 3R  
200-600A Side Swing

### 800-1200A NEMA Type 1 and 3R Approximate Dimensions in inches

Product Number	Dimension H	Dimension W (Box)	Dimension W <sub>2</sub> (W/ Handle)	Dimension D (Box)	Dimension D <sub>2</sub> (W/ Handle)	Weight (lbs)	Drawing #	KO Figure Number
TC36367	52.0	31.3	34.5	10.5	18.5	317	10103091SH118	
TC36368	65.0	36.5	39.7	11.8	18.9	331	10103091SH118	
TC72267	61.5	40.8	44.0	11.9	18.5	377	10103091SH118	
TC72267R	61.5	40.8	44.0	11.9	18.5	480	10103091SH118	
TC72268	76.6	46.6	45.8	12.9	18.9	391	10103091SH118	No KO
TC72268R	76.6	46.6	45.8	12.9	18.9	575	10103091SH118	
TC72367	61.5	40.8	44.0	11.9	18.5	377	10103091SH118	
TC72367R	61.5	40.8	44.0	11.9	18.5	480	10103091SH118	
TC72368	76.6	46.6	45.8	12.9	18.9	480	10103091SH118	
TC72368R	76.6	46.6	45.8	12.9	18.9	490	10103091SH118	

