

Safety Switches General Duty, Type TG

Section 4

Spec-Setter™ Safety Switches
30-600 Amperes
240 Volts AC
250 Volts DC

General Duty Safety Switches

| | Amperage Rating | Product Number | | Horsepower Rating | | | | DC Hp | Neutral Kit Insulated, Groundable and Bondable |
|--|-----------------|------------------------|------------------------|----------------------|------------|---------------------|------------|---------------|--|
| | | NEMA Type 1 Indoor | NEMA Type 3 Outdoor | Single-Phase 240 Vac | | Three-Phase 240 Vac | | 250 Vdc | |
| | | | | Standard Fuse | Time Delay | Standard Fuse | Time Delay | Standard Fuse | |
| Fusible / 2 Pole / 3 Wire / 240V / 50/60 Hz | | | | | | | | | |
| | 30 | TG3221 | TG3221R | 1.5 | 3 | | | 5 | Factory Installed |
| | 60 | TG3222 | TG3222R | 3 | 10 | | | 10 | |
| | 100 | TG3223 | TG3223R | 7.5 | 15 | | | 20 | |
| | 200 | TG3224 ¹ | TG3224R | 15 | 15 | | | | |
| | 400 | TG3225 ^{1,2} | TG3225R ² | | | | | | |
| | 600 | TG3226 ^{1,2} | TG3226R ² | | | | | | |
| Fusible / 3 Pole / 4 Wire / 240V / 50/60 Hz | | | | | | | | | |
| | 30 | TG4321 | TG4321R | 1.5 | 3 | 3 | 7.5 | 5 | Factory Installed |
| | 60 | TG4322 | TG4322R | 3 | 10 | 7.5 | 15 | 10 | |
| | 100 | TG4323 | TG4323R | 7.5 | 15 | 15 | 30 | 20 | |
| | 200 | TG4324 ¹ | TG4324R | 15 | 15 | 25 | 50 | | |
| | 400 | TG4325 ^{1,2} | ⁴ | | | 50 | 100 | | |
| | 600 | TG4326 ^{1,2} | ⁴ | | | 75 | 100 | | |
| Non-Fusible / 3 Pole / 3 Wire / 240V / 50 / 60 Hz | | | | | | | | | |
| | 30 | TGN3321 | TGN3321R | 3 | | 7.5 | | 5 | TNI21 |
| | 60 | TGN3322 ³ | TGN3322R ³ | 10 | | 15 | | 10 | |
| | 100 | TGN3323 ³ | TGN3323R ³ | 15 | | 30 | | 20 | |
| | 200 | TGN3324 ¹ | TGN3324R | 15 | | 50 | | | TNIA64 |
| | 400 | TGN3325 ^{1,2} | ⁴ | | | 100 | | | TNI65 or TNI65A |
| | 600 | TGN3326 ^{1,2} | ⁴ | | | 100 | | | TNI66 |

For Type 3R Enclosure: 30-200 amp devices have removable closing cap. Order hubs for these devices separately on page 4-25.

Larger amp devices require field cut openings and customer-supplied hub.

General Duty safety switches are not suitable for use as service equipment in Canada. Use Heavy Duty safety switches.

¹ Add "B" suffix for factory reversed bottom feed. (e.g., TG3224B.) UL Listed.

² Single make- single break mechanism

³ Not suitable for use as service equipment. Solid neutral not available.

⁴ NEMA Type 3R Fusible or Non-Fusible versions, 400-600 ampere rating, available in heavy duty, type TH models. See pages 4-8 to 4-10.



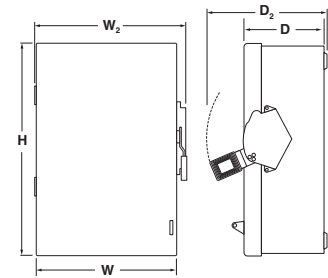
Safety Switches Enclosure Dimensions

Spec-Setter™ Safety Switches
TG and TH, NEMA Type 1 and 3R Enclosures

Section 4

Heavy Duty, NEMA Type 1 (Cont.) Approximate Dimensions in inches

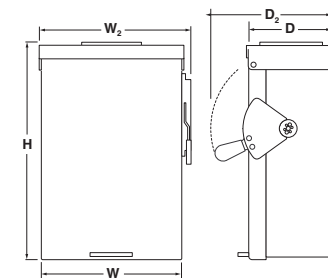
| Product Number | Dimension H | Dimension W (Box) | Dimension W ₂ (W/ Handle) | Dimension D (Box) | Dimension D ₂ (W/ Handle) | Weight (lbs) | Drawing # | KO Figure Number |
|----------------|-------------|-------------------|--------------------------------------|-------------------|--------------------------------------|--------------|----------------|------------------|
| TH4325 | 50.9 | 22.9 | 23.6 | 8.3 | 14.4 | 128 | 10103091SH112 | 6 |
| TH4325B | 50.9 | 22.9 | 23.6 | 8.3 | 14.4 | 128 | 10103091SH112 | 6 |
| TH4325C | 50.9 | 22.9 | 23.6 | 8.3 | 14.4 | 128 | 10103091SH112 | 6 |
| TH4326 | 50.9 | 22.9 | 23.6 | 8.3 | 14.4 | 139 | 10103091SH112 | 6 |
| TH4326B | 50.9 | 22.9 | 23.6 | 8.3 | 14.4 | 139 | 10103091SH112 | 6 |
| TH4326C | 50.9 | 22.9 | 23.6 | 8.3 | 14.4 | 80 | 10103091SH112 | 6 |
| TH4364C | 31.5 | 13.3 | 14.1 | 5.1 | 10.5 | 32 | 10103091SH105 | 4 |
| TH4365C | 53.9 | 22.9 | 23.6 | 8.3 | 14.4 | 132 | 10103091SH112 | 6 |
| TH4366C | 53.9 | 22.9 | 23.6 | 8.3 | 14.4 | 132 | 10103091SH112 | 6 |
| TH4367C | 61.5 | 40.8 | 44.0 | 11.9 | 18.5 | 331 | 10103091SH118 | No KO |
| TH4368C | 76.6 | 46.6 | 45.8 | 12.9 | 18.9 | 377 | 10103091SH118 | No KO |
| TH6621 | 14.4 | 18.7 | 19.9 | 5.9 | 12.3 | 33 | 10103091SH121 | 20 |
| TH6622 | 23.9 | 18.7 | 19.9 | 5.9 | 12.7 | 40 | 10103091SH121 | 20 |
| TH6623 | 23.9 | 18.7 | 19.8 | 5.8 | 10.9 | 45 | 10103091SH127 | 20 |
| TH6624 | 35.1 | 26.0 | 26.8 | 5.7 | 10.4 | 45 | 10103091SH127 | 20 |
| TH6661 | 14.4 | 18.7 | 19.9 | 5.9 | 12.3 | 33 | 10103091SH121 | 20 |
| TH6662 | 23.9 | 18.7 | 19.9 | 5.9 | 12.7 | 46 | 10103091SH121 | 20 |
| TH6663 | 23.9 | 18.7 | 19.8 | 5.8 | 10.9 | 46 | 10103091SH127 | 20 |
| TH6664 | 35.1 | 26.0 | 26.8 | 5.7 | 10.4 | 45 | 10103091SH127 | 20 |
| THN2261DC | 10.3 | 8.3 | 9.3 | 4.0 | 7.7 | 9 | 10103091SH102 | 15 |
| THN2262DC | 17.6 | 9.4 | 10.1 | 5.0 | 8.1 | 15 | 10103091SH102 | 3 |
| THN2263DC | 17.6 | 9.3 | 10.1 | 4.8 | 9.8 | 23 | 10103091-SH105 | 3 |
| THN3321 | 10.3 | 6.3 | 7.1 | 3.3 | 6.1 | 6 | 10103091SH102 | 1 |
| THN3361 | 10.3 | 8.3 | 9.3 | 4.0 | 7.7 | 9 | 10103091SH102 | 15 |
| THN3361CL | 10.3 | 8.3 | 9.3 | 4.0 | 7.7 | 9 | 10103091SH102 | 15 |
| THN3362 | 17.6 | 9.4 | 10.1 | 5.0 | 9.0 | 15 | 10103091SH102 | 3 |
| THN3362CL | 17.6 | 9.4 | 10.1 | 5.0 | 9.0 | 15 | 10103091SH102 | 3 |
| THN3363 | 17.6 | 9.3 | 10.1 | 4.8 | 9.8 | 15 | 10103091SH105 | 3 |
| THN3363CL | 17.6 | 9.3 | 10.1 | 4.8 | 9.8 | 15 | 10103091SH105 | 3 |
| THN3364 | 31.5 | 13.3 | 14.1 | 5.1 | 10.5 | 32 | 10103091SH105 | 4 |
| THN3364B | 31.5 | 13.3 | 14.1 | 5.1 | 10.5 | 32 | 10103091SH105 | 4 |
| THN3364CL | 31.5 | 13.3 | 14.1 | 5.1 | 10.5 | 33 | 10103091SH105 | 4 |
| THN3365 | 42.6 | 22.9 | 23.6 | 8.3 | 14.4 | 108 | 10103091SH112 | 6 |
| THN3365B | 42.6 | 22.9 | 23.6 | 8.3 | 14.4 | 108 | 10103091SH112 | 6 |
| THN3366 | 42.6 | 22.9 | 23.6 | 8.3 | 14.4 | 109 | 10103091SH112 | 6 |
| THN3366B | 42.6 | 22.9 | 23.6 | 8.3 | 14.4 | 109 | 10103091SH112 | 6 |
| THN3366CL | 42.6 | 22.9 | 23.6 | 8.3 | 14.4 | 109 | 10103091SH112 | 6 |
| THN6661 | 14.4 | 18.7 | 19.9 | 5.9 | 12.3 | 33 | 10103091SH121 | 20 |
| THN6662 | 23.9 | 18.7 | 19.9 | 5.9 | 12.7 | 46 | 10103091SH121 | 20 |
| THN6663 | 23.9 | 18.7 | 19.8 | 5.8 | 10.9 | 46 | 10103091SH127 | 20 |
| THN6664 | 35.1 | 26.0 | 26.8 | 5.7 | 10.4 | 47 | 10103091SH127 | 20 |



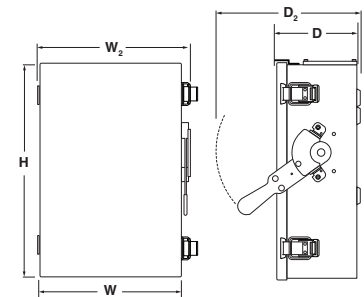
Heavy Duty NEMA Type 1

General Duty, NEMA Type 3R Approximate Dimensions in inches

| Product Number | Dimension H | Dimension W (Box) | Dimension W ₂ (W/ Handle) | Dimension D (Box) | Dimension D ₂ (W/ Handle) | Weight (lbs) | Drawing # | KO Figure Number |
|----------------|-------------|-------------------|--------------------------------------|-------------------|--------------------------------------|--------------|---------------|------------------|
| TG3221R | 9.8 | 6.4 | 6.8 | 3.3 | 6.3 | 6 | 10103091SH103 | 8 |
| TG3222R | 13.7 | 8.4 | 8.8 | 3.9 | 7.9 | 11 | 10103091SH103 | 19 |
| TG3223R | 21.1 | 9.3 | 10.3 | 5.0 | 9.1 | 17 | 10103091SH107 | 10 |
| TG3224R | 29.3 | 13.4 | 13.7 | 5.4 | 9.9 | 31 | 10103091SH183 | 11 |
| TG3225R | 49.7 | 21.7 | 22.4 | 8.9 | 14.7 | 110 | 10103091SH141 | 12 |
| TG3226R | 50.1 | 23.0 | 23.8 | 9.4 | 15.1 | 119 | 10103091SH141 | 13 |
| TG3325R | 49.7 | 21.7 | 22.4 | 8.9 | 14.7 | 109 | 10103091SH141 | 12 |
| TG3326R | 50.1 | 23.0 | 23.8 | 9.4 | 15.1 | 124 | 10103091SH141 | 13 |
| TG4321R | 9.8 | 6.4 | 6.8 | 3.3 | 6.3 | 6 | 10103091SH103 | 8 |
| TG4322R | 13.7 | 8.4 | 8.8 | 3.9 | 7.9 | 11 | 10103091SH103 | 19 |
| TG4323R | 21.1 | 9.3 | 10.3 | 5.0 | 9.1 | 17 | 10103091SH107 | 10 |
| TG4324R | 29.3 | 13.4 | 13.7 | 5.4 | 9.9 | 32 | 10103091SH183 | 11 |
| TGN3321R | 9.8 | 6.4 | 6.8 | 3.3 | 6.3 | 6 | 10103091SH103 | 8 |
| TGN3322R | 13.7 | 8.4 | 8.8 | 3.9 | 7.9 | 10 | 10103091SH103 | 19 |
| TGN3323R | 15.6 | 9.3 | 10.3 | 5.0 | 9.1 | 13 | 10103091SH107 | 10 |
| TGN3324R | 29.3 | 13.4 | 13.7 | 5.4 | 9.9 | 31 | 10103091SH183 | 11 |



General Duty NEMA Type 3R



General Duty NEMA Type 3R
200-600A Side Swing

