

Spec 5™ Malleable Iron Conduit Bodies

For Rigid Conduit & IMC

Types LB, T, LB-G & T-G

Use:

To provide access to conductors for pulling, splicing, maintenance and future changes/upgrades. Allows connection of straight conduit runs, branch conduit runs and 90° bends.



Features:

- Tapered threaded hubs (NPT).
- Raintight when used with gasketed covers.
- Malleable iron suitable for use in concrete.
- For covers and gaskets, see Pages AB4 and AB5.
- Complete interchangeability with other manufacturers' style "5" or "35" Conduit Bodies.
- Internal volume and maximum wire clearly marked on castings.

Material/Finish:

Malleable Iron/
Zinc Electroplated Aluminum Enamel
Catalog number with suffix "G"
Malleable Iron with Hot Dip Galvanize

Third Party Certification:

-  UL Listed E-18095
Suitable for wet locations when used with gasketed covers.
-  CSA Certified: 009795
Suitable for wet locations when used with gasketed covers.

Applicable Third Party Standards:

UL Standard: 514A
CSA Standard: C22.2 No. 18
Fed Spec: A-A-50563
NEMA: FB-1, FB-2.10

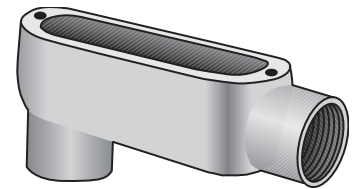
Dimensional Data:

See Pages AB6 - AB8

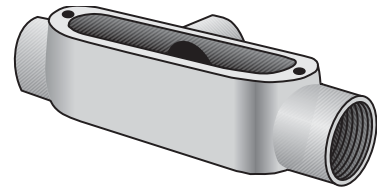
Note: Conduit bodies are suitable for use in Class I, Div. 2 hazardous locations per NEC Section 501-4(B).

Trade Size (inches)	Catalog Number Malleable Iron Zinc Plated
1/2	LB-50
3/4	LB-75
1	LB-100
1 1/4	LB-125
1 1/2	LB-150
2	LB-200
2 1/2	LB-250
3	LB-300
3 1/2	LB-350
4	LB-400
1/2	T-50
3/4	T-75
1	T-100
1 1/4	T-125
1 1/2	T-150
2	T-200
2 1/2	T-250
3	T-300
3 1/2	T-350
4	T-400

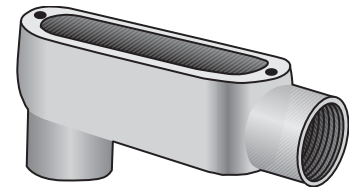
Trade Size (inches)	Catalog Number Malleable Iron Hot Dip Galvanized
1/2	LB-50G
3/4	LB-75G
1	LB-100G
1 1/4	LB-125G
1 1/2	LB-150G
2	LB-200G
2 1/2	LB-250G
3	LB-300G
3 1/2	LB-350G
4	LB-400G
1/2	T-50G
3/4	T-75G
1	T-100G
1 1/4	T-125G
1 1/2	T-150G
2	T-200G
2 1/2	T-250G
3	T-300G
3 1/2	T-350G
4	T-400G



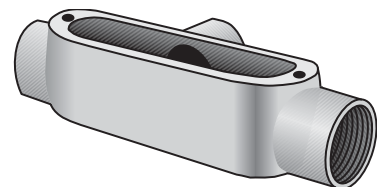
Type LB



Type T



Type LB-G
Hot Dip Galvanized



Type T-G
Hot Dip Galvanized

Spec 5™ Malleable Iron Conduit Bodies

For Rigid Conduit & IMC

Dimensional Data:

Type LB		Dimensions in Inches							Volume Cu. In.	Max No. Conductors
Catalog Number	Trade Size	B	C	D	F	H	J			
	LB-50	1/2	1 1/8	1 1/8	4	1 1/2	4	4 5/8	4.0	N/A
	LB-75	3/4	1 1/8	1 1/8	4 5/8	1 5/8	4 5/8	5 1/8	7.0	3 #6AWG
	LB-100	1	1 1/8	2	5 3/8	1 7/8	5 3/8	6 1/4	12.0	3 #4AWG
	LB-125	1 1/4	2 1/8	2 1/8	7 1/4	2 1/4	7	8 1/4	32.0	3 #2AWG
	LB-150	1 1/2	2 1/8	2 3/4	7 3/8	2 3/8	7	8 1/4	36.0	3 #1/0AWG
	LB-200	2	3 1/4	3 3/8	9 3/8	2 3/4	9 3/8	10 3/8	70.0	3 #4/0AWG
	LB-250	2 1/2	4 3/8	4	12 3/8	3 3/8	11 3/8	13 3/4	142.0	3 #300MCM
	LB-300	3	4 3/8	4 3/4	12 3/8	3 3/8	11 3/8	13 3/4	173.0	3 #400MCM
	LB-350	3 1/2	5 1/8	5 1/2	15	4 1/4	14	16 3/4	292.0	3 #500MCM
	LB-400	4	5 1/8	5 1/8	15	4 1/4	14	16 3/4	324.0	3 #500MCM
	LB-50G	1/2	1 1/8	1 1/8	4	1 1/2	4	4 5/8	4.0	N/A
	LB-75G	3/4	1 1/8	1 1/8	4 5/8	1 5/8	4 5/8	5 1/8	7.0	3 #6AWG
	LB-100G	1	1 1/8	2	5 3/8	1 7/8	5 3/8	6 1/4	12.0	3 #4AWG
	LB-125G	1 1/4	2 1/8	2 1/8	7 1/4	2 1/4	7	8 1/4	32.0	3 #2AWG
	LB-150G	1 1/2	2 1/8	2 3/4	7 3/8	2 3/8	7	8 1/4	36.0	3 #1/0AWG
	LB-200G	2	3 1/4	3 3/8	9 3/8	2 3/4	9 3/8	10 3/8	70.0	3 #4/0AWG
	LB-250G	2 1/2	4 3/8	4	12 3/8	3 3/8	11 3/8	13 3/4	142.0	3 #300MCM
	LB-300G	3	4 3/8	4 3/4	12 3/8	3 3/8	11 3/8	13 3/4	173.0	3 #400MCM
	LB-350G	3 1/2	5 1/8	5 1/2	15	4 1/4	13 3/8	16 3/4	292.0	3 #500MCM
	LB-400G	4	5 1/8	5 1/8	15	4 1/4	14	16 3/4	324.0	3 #500MCM

Type T		Dimensions in Inches					Volume Cu. In.	Max No. Conductors	
Catalog Number	Trade Size	A	B	C	D	G			
	T-50	1/2	5 3/8	1 1/8	1 1/8	4	1 1/8	4.0	N/A
	T-75	3/4	6 1/8	1 1/8	1 1/8	4 5/8	1 5/8	7.0	3 #6AWG
	T-100	1	7 1/8	1 1/8	2	5 3/8	1 3/4	12.0	3 #4AWG
	T-125	1 1/4	9 1/8	2 3/8	2 3/8	7 1/4	2 1/4	32.0	3 #2AWG
	T-150	1 1/2	9 1/4	2 3/8	2 3/4	7 1/4	2 1/4	36.0	3 #1AWG
	T-200	2	11 1/8	3 1/4	3 1/2	9 3/8	2 3/8	70.0	3 #2/0AWG
	T-250	2 1/2	15 1/8	4 3/8	4	12 3/8	3 3/8	142.0	3 #4/0AWG
	T-300	3	15 1/8	4 3/8	4 3/4	12 3/8	3 3/8	173.0	3 #4/0AWG
	T-350	3 1/2	18 3/8	5 1/2	5 1/2	15	4 1/2	290.0	3 #350MCM
	T-400	4	18 3/8	5 1/2	5 1/2	15	4 1/2	324.0	3 #350MCM
	T-50G	1/2	5 3/8	1 1/8	1 1/8	4	1 1/8	4.0	N/A
	T-75G	3/4	6 1/8	1 1/8	1 1/8	4 5/8	1 5/8	7.0	3 #6AWG
	T-100G	1	7 1/8	1 1/8	2	5 3/8	1 3/4	12.0	3 #4AWG
	T-125G	1 1/4	9 1/8	2 3/8	2 3/8	7 1/4	2 1/4	32.0	3 #2AWG
	T-150G	1 1/2	9 1/4	2 3/8	2 3/4	7 1/4	2 1/4	36.0	3 #1AWG
	T-200G	2	11 1/8	3 1/4	3 1/2	9 3/8	2 3/8	70.0	3 #2/0AWG
	T-250G	2 1/2	15 1/8	4 3/8	4	12 3/8	3 3/8	142.0	3 #4/0AWG
	T-300G	3	15 1/8	4 3/8	4 3/4	12 3/8	3 3/8	173.0	3 #4/0AWG
	T-350G	3 1/2	18 3/8	5 1/2	5 1/2	15	4 1/2	290.0	3 #350MCM
	T-400G	4	18 3/8	5 1/2	5 1/2	15	4 1/2	324.0	3 #350MCM