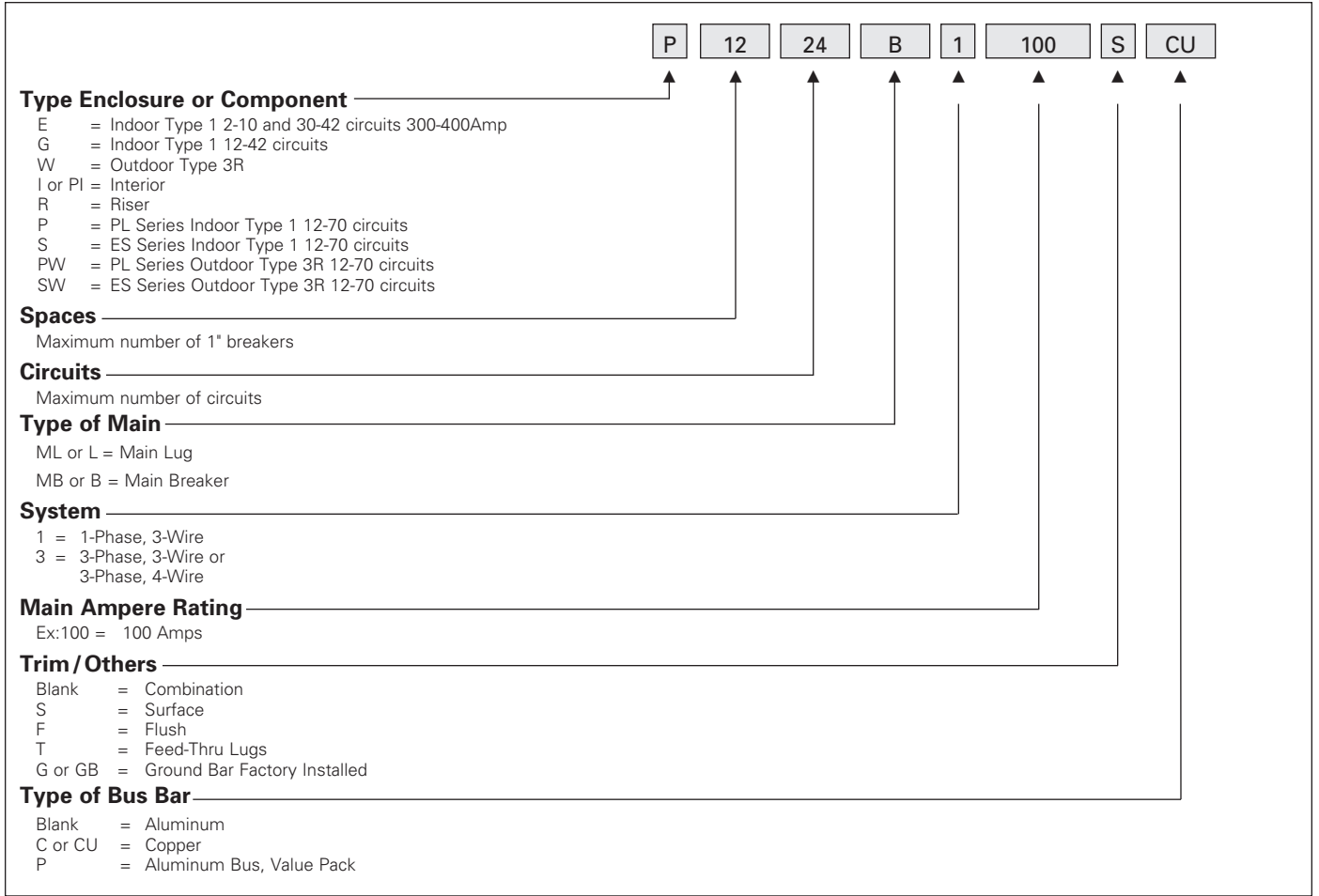


Load Centers

Catalog Numbering System

Catalog Numbering System



Products Shown In Sections 1 of this Speedfax Meet or Exceed the Following Standards.

- UL50 — Electric Cabinets and Boxes
- UL67 — Electric Panelboards
- UL486 — Wire Connectors
- UL489 — Molded-Case Circuit Breakers
- UL869 — Service Equipment
- UL943 — Ground Fault interrupters (Class A — Personnel Protection)
- Federal Specification W-P-115b — Panel Power Distribution
- Federal Specification W-C-375B — Circuit Breakers
- NEC
- NEMA 250

Underwriters' Laboratories, Inc. Reference File Numbers:

- Series Connected Circuit Breaker Information is recognized by UL under file #E10848(N)
- Load Centers Listed by UL under file #E10703
- Load Centers UL recognized components found under file #E10703, Volume 6 and 7. (Also referenced under the recognized components directory — section QEUY2)
- EQ Circuit Breakers are Listed by UL under file #E82615

ES Series Load Centers


Features

Main breaker convertible to main lug but main lug not convertible.

Invertible for bottom feed application.


Ground bar field installed (select skus with "G" suffix will have ground bar factory installed).

Combination head screw on the neutrals, ground, trim, upper pan, and bond screw provide installation flexibility.




Single side inboard neutral on 24 circuits and below; dual on 30 circuits and above.

A rigid, sturdy base pan provides the ruggedness required for the most harsh applications.




Aluminum bus.

The outdoor enclosure has a slide hinge door for the easiest installation and can be removed by backing out only one screw.




Mounting tabs on the trim hold it in place on the load center, freeing up both hands to drive the trim screws.



The pre-positioned bond screw eliminates bond strap/screw assemblies, and reduces the risk of

losing components in the field.




The patented INSTA-WIRE™ neutral/ground system allows for faster installation because

screws are backed out, ready for wire insertion. The visible neutral and grounds system aids in the insertion of conductors.



ES Series Load Centers ship in single piece carton.




ES Series Load Centers

Product Offering


The ES Series Load Center product line provides a wide array of variation to meet any application need.

The following offering is available in the ES Series product line:


- 12-70 Circuits/Spaces
- Indoor and Outdoor enclosures
- 100 to 225 Amp
- Main Lug and Main Breakers
- Value packs – a mix of branch breakers provided with the load center.



ES Series
1-phase Main Lug
125A, 12-24 circuits



ES Series
1-phase Main Breaker
125- 225A, 30-70 circuits



ES Series
3-phase Main Breaker

ES Series 3-Phase Main Lug & Main Breaker Load Centers

3-phase, 3-wire, 240 Volt AC or 3-phase, 4-wire, 120/240 or 120/208 Volts AC

Main Breaker/Convertible Load Centers

Aluminum Bus

30-60 Circuits / 100-225 Amperes

60/75°C Rated 10,000A IR^⑦

Branch Circuits			Indoor Enclosure – NEMA Type 1		Outdoor Enclosure – NEMA Type 3R	
Amp Rating	No. of Spaces	No. of Circuits	Catalog Number	Enclosure Height (inches) ^③	Catalog Number	Enclosure Height (inches) ^④
100	12	24	S1224B3100 ^②	24	—	—
100	30	30	S3030B3100 ^②	30	—	—
100	30	42	S3042B3100 ^②	30	—	—
125	30	42	S3042B3125	35	—	—
150	24	42	S2442B3150	36	SW2442B3150	35
150	42	42	S4242B3150	42	—	—
150	30	54	S3054B3150	35	—	—
200	30	54	S3054B3200	39	SW3054B3200	38
200	42	60	S4260B3200	42	SW4260B3200	42
225	42	42	S4242B3225	42	SW4242B3225	42

Main Lug/Non-Convertible Load Centers^{⑤⑥}

Aluminum Bus

12-70 Circuits / 125-225 Amperes

60/75° Rated 100,000A IR^⑦

Branch Circuits			Indoor Enclosure – NEMA Type 1		Outdoor Enclosure – NEMA Type 3R	
Amp Rating	No. of Spaces	No. of Circuits	Catalog Number	Enclosure Height (inches) ^③	Catalog Number	Enclosure Height (inches) ^④
125	12	24	S1224L3125	21	SW1224L3125	21
150	18	36	S1836L3150	24	SW1836L3150	23
150	24	42	S2442L3150	30	SW2442L3150	27
200	12	24	S1224L3200	21	SW1224L3200	21
200	24	42	S2442L3200	30	SW2442L3200	27
200	30	54	S3054L3200	30	SW3054L3200	35
225	42	60	S4260L3225	36	SW4260L3225	38
225	54	70	S5470L3225	42	—	—

① May be installed on higher rated systems when protected by a circuit breaker with a higher AIR rating.

② Back fed main breaker.

③ Indoor enclosures are 14 1/4" wide by 3 7/8" deep.

④ Outdoor enclosures are 14 1/2" wide by 4 1/4" deep.

⑤ Non-convertible to main breaker.

⑥ Suitable for use as service entrance equipment when not more than six main disconnecting means are provided. See article 230.71 of the NEC[®].

⑦ Rated 100,000A IR in series with breakers listed on wiring diagram.