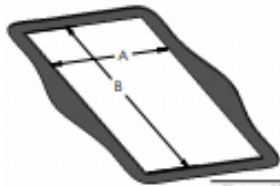


	Nominal	Actual	Flange Length	Housing Length
2x2 Length x Width	2' x 2'	23.75" x 23.75"	23.75"	22.53"
2x4 Length x Width	2' x 4'	23.75" x 47.75"	47.75"	46.53"

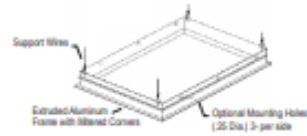
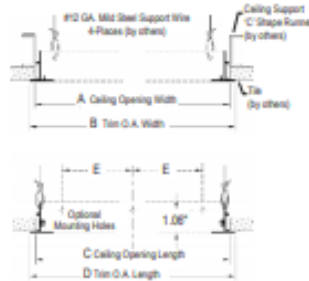
## MOUNTING

**Notes** (see Installation Instructions for more details):

1. Use support tie wires or 0.375" rod to secure housing to ceiling infrastructure (by others).
2. For sheet rock installation, fixture ships with Lithonia DGA Frame.
3. DGA Frame dimensions shown in table below.



Fixture Size	Ceiling Cutout	
	A	B
2x2	24 7/8"	24 7/8"
2x4	24 7/8"	48 7/8"



Nomenclature	Fixture Size Nominal	Width		Length		
		A	B	C	D	E
DGA22	2 x 2	24-7/8"	25-3/8"	24-7/8"	25-3/8"	9"
DGA24	2 x 4	24-7/8"	25-3/8"	48-7/8"	49-3/8"	21"