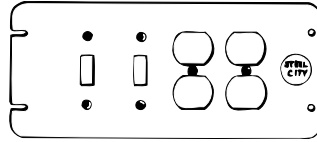


## Gang Boxes and Accessories

### Gang Box Covers

When covers are required to accommodate various combinations of devices, use the following catalog numbers plus the suffix "SPECIAL," and then indicate the combinations desired. When necessary, also indicate the sequence of devices.



EXAMPLE: 4-GCS Special

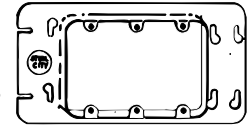
- As illustrated (above), this is a 4-GCS Special for two toggle switches on left side and two duplex receptacles on right side

CAT. NO.	LGTH. (IN.)	CU. IN. CAPACITY	DESCRIPTION	STD. CTN.
<b>4 1/16" Wide—Raised 1 3/16" for Plaster</b>				
2-GC	7	8.5	Holes between gangs are spaced on	5
3-GC	8 1/16	13.5	1 3/16" centers; tapped holes in ears;	5
4-GC	10 5/16	18.3	spaced on 3 5/16" centers to accommodate	5
5 GC	12 1/16	23.0	all standard receptacles and switches;	5
6 GC	14 1/4	28.3	furnished with extra plugged screw holes; if these screw holes are used, the cover will fit the next smaller size box	5
<b>4 1/16" Wide — Flat, Blank</b>				
2-GCB	7	—	—	25
3-GCB	8 1/16	—	—	25
4-GCB	10 5/16	—	—	25
5 GCB	12 1/16	—	—	25
6 GCB	14 1/4	—	—	25
<b>4 1/16" Wide — Flat for Toggle Switches</b>				
2-GCS	7	—	For 2 toggle switches	25
3-GCS	8 1/16	—	For 3 toggle switches	25
4-GCS	10 5/16	—	For 4 toggle switches	25
5 GCS	12 1/16	—	For 5 toggle switches	25
6 GCS	14 1/4	—	For 6 toggle switches	25

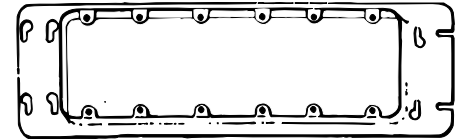
4 1/16" wide — special covers — flat to accommodate combinations of devices.




4-GC




3-GC



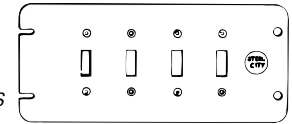
6 GC



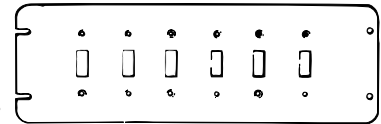
3-GCB



5 GCB

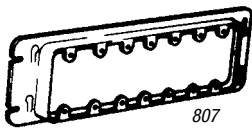


4-GCS

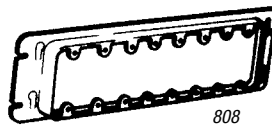


6 GCS

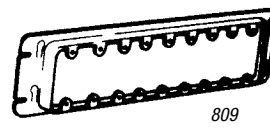
### Multi-Gang Rings



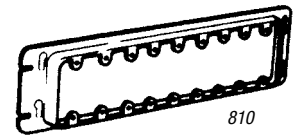
807



808



809



810

CAT. NO.	CU. IN. CAPACITY	DESCRIPTION	STD. CTN.
807	36.3	<b>A seven-gang switch ring, 3/4" raised x 4 9/16" long x 1 15/16" wide</b> Fits Steel City® 706 or 707 outlet boxes and uses GB-7 covers	1
808	41.0	<b>An eight-gang switch ring, 3/4" raised x 4 9/16" long x 1 7/4" wide</b> Fits Steel City® 707 or 708 outlet boxes and uses GB-8 covers	1
809	46.5	<b>A nine-gang switch ring, 3/4" raised x 4 9/16" long x 1 9/16" wide</b> Fits Steel City® 708 or 709 outlet boxes and uses GB-9 covers	1
810	51.5	<b>A ten-gang switch ring, 3/4" raised x 4 9/16" long x 2 1/16" wide</b> Fits Steel City® 709 or 710 outlet boxes and uses GB-10 covers	1