

# WeatherProof® and UnderGround® Wire Connectors

- Silicone-based sealant protects against moisture and corrosion
- UL Listed to 486D for use in damp/wet locations or direct burial
- Easy to apply, pre-filled twist-on wire connectors
- Handles wire sizes from 22 to 6 AWG copper conductors
- Tough, UL 94V-2 flame-retardant shell rated at 105°C (221°F)
- UL Listed to 486C and CSA Certified to C22.2 #188; comply with Federal Specification W-S-610E






**WeatherProof®** – suitable for interior and exterior electrical connections exposed to rain or damp conditions.



**UnderGround®** – suitable for use in a wide variety of direct burial and wet location electrical connections.






## WeatherProof® Wire Connectors

Model	Color	Wire Combination Range	Wire Combination Range (mm)	Quantity	Cat. No.
61® 	Gray/Orange	600V* 22 to 14 AWG Min. 2 #20 Max. 2 #14	600V* ,34mm <sup>2</sup> to 4,0mm <sup>2</sup> Min. 2-,5mm <sup>2</sup> Max. 2-2,5mm <sup>2</sup>	Card of 25	<b>30-1161</b>
				Jar of 150	<b>30-1261J</b>
				Carton of 1,000	<b>30-1361</b>
62® 	Gray/Red	600V* 18 to 8 AWG Min. 2 #18 Max. 3 #10	600V* ,75mm <sup>2</sup> to 10,0mm <sup>2</sup> Min. 2-,75mm <sup>2</sup> Max. 3-6,0mm <sup>2</sup>	Card of 20	<b>30-1162</b>
				Jar of 100	<b>30-1262J</b>
				Carton of 1,000	<b>30-1362</b>
61®/62®	Gray/Orange • Gray/Red			Card of 10 (5 ea.)	<b>30-6162</b>
63® 	Gray/Dr. Blue	600V* 16 to 6 AWG Min. 2 #14 Max. 2 #8 & 1 #10	600V* 1,5mm <sup>2</sup> to 16,0mm <sup>2</sup> Min. 2-2,5mm <sup>2</sup> Max. 2-10,0mm <sup>2</sup> w/1-6,0mm <sup>2</sup>	Card of 15	<b>30-1163</b>
				Jar of 50	<b>30-1263J</b>
				Carton of 1,000	<b>30-1363</b>

1,000V maximum fixtures and signs.

## UnderGround® Wire Connectors

Model	Color	Wire Combination Range	Wire Combination Range (mm)	Quantity	Cat. No.
60® 	Gray/Blue	600V* 20 to 10 AWG Min. 1 #20 w/1 #18 Max. 1 #10 w/2 #12	600V* ,5mm <sup>2</sup> to 6,0mm <sup>2</sup> Min. 1-,5mm <sup>2</sup> w/1,75mm <sup>2</sup> Max. 1-6,0mm <sup>2</sup> w/2-4,0mm <sup>2</sup>	Box of 25	<b>30-1160</b>
				Box of 100	<b>30-1260</b>
				Box of 1,000	<b>30-1360</b>
64® 	Gray/Dk. Blue	600V* 18 to 8 AWG Min. 2 #18 Sol. Max. 3 #10	600V* ,75mm <sup>2</sup> to 10,0mm <sup>2</sup> Min. 2-,75mm <sup>2</sup> Sol. Max. 3-6,0mm <sup>2</sup>	Box of 50	<b>30-1264</b>
				Box of 1,000	<b>30-1364</b>
60®/64®	Gray/Blue • Gray/Dk. Blue			Card of 10 (5 ea.)	<b>30-6064</b>
66® 	Gray/Dk. Blue	600V* 14 to 6 AWG Min. 3 #12 Max. 2 #6 w/1 #10	600V* 2,5mm <sup>2</sup> to 16,0mm <sup>2</sup> Min. 3-4,0mm <sup>2</sup> Sol. Max. 2-16,0mm <sup>2</sup> w/6,0mm <sup>2</sup>	Box of 50	<b>30-1066</b>

\*1,000V maximum in fixtures and signs

