

## Type 3 surge protection device - PLT-SEC-T3-120-FM - 2905228

Please be informed that the data shown in this PDF Document is generated from our Online Catalog. Please find the complete data in the user's documentation. Our General Terms of Use for Downloads are valid (<http://phoenixcontact.com/download>)




Pluggable device protection, according to type 3/class III, for 1-phase power supply networks with separate N and PE (3-conductor system: L1, N, PE), with integrated surge-proof fuse and remote indication contact. Also suitable for DC applications.

### Why buy this product

- ✓ Varistor-based device protection
- ✓ Can be used without separate backup fuse thanks to integrated overcurrent protection
- ✓ For 1-phase power supply units (AC/DC)
- ✓ Pluggable
- ✓ Optical status indicator via LED
- ✓ With floating remote indication contact
- ✓ Plugs can be checked with CHECKMASTER 2



### Key Commercial Data

Packing unit	1 STK
GTIN	 4 046356 939690
GTIN	4046356939690
Weight per Piece (excluding packing)	91.600 g
Custom tariff number	85363030
Country of origin	Germany

### Technical data

#### Dimensions

Height	90 mm
Width	17.7 mm
Depth	74.5 mm (incl. DIN rail 7.5 mm)

# Type 3 surge protection device - PLT-SEC-T3-120-FM - 2905228

## Technical data

### Dimensions

Horizontal pitch	1 Div.
------------------	--------

### Ambient conditions

Degree of protection	IP20
Ambient temperature (operation)	-40 °C ... 70 °C
Ambient temperature (storage/transport)	-40 °C ... 70 °C
Altitude	≤ 2000 m (amsl (above mean sea level))
Permissible humidity (operation)	5 % ... 95 %
Shock (operation)	30g (Half-sine / 11 ms / 3x ±X, ±Y, ±Z)
Vibration (operation)	5g (10 ... 150 Hz/20 cycles/axis/X, Y, Z)

### General

IEC test classification	III
	T3
EN type	T3
Number of ports	One
Mode of protection	L-N
	L-PE
	N-PE
	(L+) - (L-)
	(L+/L-) - PE
Mounting type	DIN rail: 35 mm
Color	light grey RAL 7035
	traffic grey A RAL 7042
Housing material	PA 6.6-FR 20% GF
	PA 6.6-FR
Degree of pollution	2
Flammability rating according to UL 94	V-0
Type	DIN rail module, two-section, divisible
Number of positions	2
Surge protection fault message	Optical, remote indicator contact

### Protective circuit

Nominal voltage $U_N$	120 V AC (TN-S)
	120 V AC (TT - only in use with RCD)
Nominal frequency $f_N$	50 Hz (60 Hz)
Maximum continuous voltage $U_C$	150 V AC
	150 V DC
Rated load current $I_L$	26 A (30 °C)

## Type 3 surge protection device - PLT-SEC-T3-120-FM - 2905228

### Technical data

#### Protective circuit

Residual current $I_{PE}$	$\leq 5 \mu A$
Nominal discharge current $I_n$ (8/20) $\mu s$	3 kA
Standby power consumption $P_C$	$\leq 150$ mVA (at $U_{REF}$ )
	$\leq 175$ mVA (at $U_C$ )
Reference test voltage $U_{REF}$	132 V AC
Combination wave $U_{OC}$	6 kV
Voltage protection level $U_p$ (L-N)	$\leq 0.85$ kV
Voltage protection level $U_p$ (L-PE)	$\leq 0.95$ kV
Voltage protection level $U_p$ (N-PE)	$\leq 0.95$ kV
TOV behavior at $U_T$ (L-N)	240 V AC (5 s / withstand mode)
	240 V AC (120 min / withstand mode)
TOV behavior at $U_T$ (L-PE)	240 V AC (5 s / withstand mode)
	240 V AC (120 min / withstand mode)
	1332 V AC (200 ms / safe failure mode)
TOV behavior at $U_T$ (N-PE)	1200 V AC (200 ms / safe failure mode)
Response time $t_A$ (L-N)	$\leq 25$ ns
Response time $t_A$ (L-PE)	$\leq 100$ ns
Response time $t_A$ (N-PE)	$\leq 100$ ns
Short-circuit current rating $I_{SCCR}$	1.5 kA AC
	0.25 kA DC
Max. backup fuse with branch wiring	not required
Maximum backup fuse for through wiring	25 A (gG / B / C)

#### Indicator/remote signaling

Switching function	N/C contact
Operating voltage	250 V AC
	125 V DC (200 mA DC)
Operating current	3 A AC
	1 A DC (30 V DC)
Connection method	Screw connection
Conductor cross section flexible	0.2 mm <sup>2</sup> ... 2.5 mm <sup>2</sup>
Conductor cross section solid	0.2 mm <sup>2</sup> ... 4 mm <sup>2</sup>
Conductor cross section AWG	24 ... 12
Screw thread	M3
Tightening torque	0.8 Nm
Stripping length	8 mm

#### Connection data

## Type 3 surge protection device - PLT-SEC-T3-120-FM - 2905228

### Technical data

#### Connection data

Connection method	Screw connection
Conductor cross section flexible	0.2 mm <sup>2</sup> ... 2.5 mm <sup>2</sup>
Conductor cross section solid	0.2 mm <sup>2</sup> ... 4 mm <sup>2</sup>
Conductor cross section AWG	24 ... 12
Screw thread	M3
Tightening torque	0.8 Nm
Stripping length	8 mm

#### UL specifications

SPD Type	4CA
Maximum continuous operating voltage MCOV	150 V AC
	150 V DC
Nominal voltage	120 V DC
Rated load current I <sub>L</sub>	25 A
Mode of protection	L-N
	L-G
	N-G
	(L+) - (L-)
	(L+) - G
	(L-) - G
Power distribution system	1
Nominal frequency	50/60 Hz
Measured limiting voltage MLV (L-N)	780 V
Measured limiting voltage MLV (L-G)	760 V
Measured limiting voltage MLV (N-G)	760 V
Measured limiting voltage MLV (L+) - (L-)	780 V
Measured limiting voltage MLV (L+) - G	760 V
Measured limiting voltage MLV (L-) - G	760 V
Nominal discharge current I <sub>n</sub>	3 kA

#### UL indicator/remote signaling

Tightening torque	5 lb <sub>F</sub> -in. ... 7 lb <sub>F</sub> -in.
Conductor cross section AWG	14 ... 12

#### UL connection data

Conductor cross section AWG	14 ... 12
Tightening torque	5 lb <sub>F</sub> -in. ... 7 lb <sub>F</sub> -in.

#### Standards and Regulations

# Type 3 surge protection device - PLT-SEC-T3-120-FM - 2905228

## Technical data

### Standards and Regulations

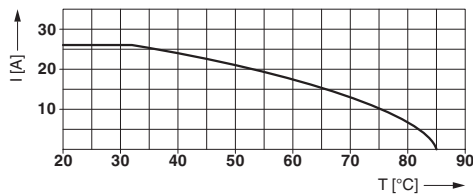
Standards/specifications	EN 61643-11 2012
--------------------------	------------------

### Environmental Product Compliance

China RoHS	Environmentally Friendly Use Period = 50
	For details about hazardous substances go to tab "Downloads", Category "Manufacturer's declaration"

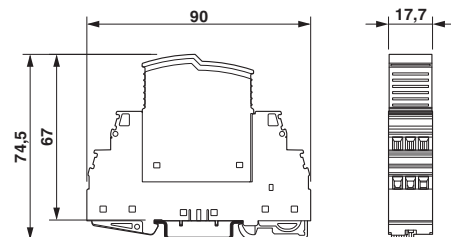
## Drawings

Diagram



Nominal current depending on ambient temperature

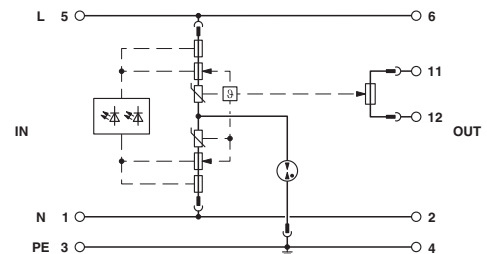
Dimensional drawing



Product drawing



Circuit diagram



## Classifications

eCl@ss

eCl@ss 5.1	27130801
eCl@ss 6.0	27130806

# Type 3 surge protection device - PLT-SEC-T3-120-FM - 2905228

## Classifications

### eCl@ss

eCl@ss 8.0	27130806
eCl@ss 9.0	27130806

### ETIM

ETIM 5.0	EC000942
ETIM 6.0	EC000942

### UNSPSC

UNSPSC 13.2	39121620
-------------	----------

## Approvals

### Approvals

#### Approvals

KEMA-KEUR / CCA / UL Recognized / cUL Recognized / EAC / GL / CSA / cULus Recognized

#### Ex Approvals

UL Recognized / cUL Recognized / cULus Recognized

### Approval details

KEMA-KEUR		<a href="http://www.dekra-certification.com">http://www.dekra-certification.com</a>	2173868.01
-----------	--	---	------------

CCA			NTR-NL 7399
-----	--	--	-------------

UL Recognized		<a href="http://database.ul.com/cgi-bin/XYVV/template/LISEXT/1FRAME/index.htm">http://database.ul.com/cgi-bin/XYVV/template/LISEXT/1FRAME/index.htm</a>	FILE E 330181
---------------	--	---	---------------

cUL Recognized		<a href="http://database.ul.com/cgi-bin/XYVV/template/LISEXT/1FRAME/index.htm">http://database.ul.com/cgi-bin/XYVV/template/LISEXT/1FRAME/index.htm</a>	FILE E 330181
----------------	--	---	---------------

# Type 3 surge protection device - PLT-SEC-T3-120-FM - 2905228

## Approvals

EAC			RU C- DE.A*30.B01561
GL		<a href="http://exchange.dnv.com/tari/">http://exchange.dnv.com/tari/</a>	14588-15 HH
CSA		<a href="http://www.csagroup.org/services-industries/product-listing/">http://www.csagroup.org/services-industries/product-listing/</a>	70056020
cULus Recognized		<a href="http://database.ul.com/cgi-bin/XYVV/template/LISEXT/1FRAME/index.htm">http://database.ul.com/cgi-bin/XYVV/template/LISEXT/1FRAME/index.htm</a>	

## Accessories

### Accessories

#### Device marking

Label - EML (20XE)R - 0803452



Label, Roll, white, unlabeled, can be labeled with: THERMOMARK ROLL, THERMOMARK ROLL X1, THERMOMARK ROLLMASTER 300/600, THERMOMARK X1.2, THERMOMARK S1.1, mounting type: adhesive, lettering field size: continuous x 20 mm

Label - EML (20XE)R YE - 0803453



Label, Roll, yellow, unlabeled, can be labeled with: THERMOMARK ROLL, THERMOMARK ROLL X1, THERMOMARK ROLLMASTER 300/600, THERMOMARK X1.2, THERMOMARK S1.1, mounting type: adhesive, lettering field size: continuous x 20 mm

End block

## Type 3 surge protection device - PLT-SEC-T3-120-FM - 2905228

### Accessories

End clamp - CLIPFIX 35 - 3022218



Quick mounting end clamp for NS 35/7,5 DIN rail or NS 35/15 DIN rail, with marking option, width: 9.5 mm, color: gray

---

### Marker pen

Marker pen - X-PEN 0,35 - 0811228



Marker pen without ink cartridge, for manual labeling of markers, labeling extremely wipe-proof, line thickness 0.35 mm

---

### Spare parts

Type 3 surge protection plug - PLT-SEC-T3-120-P - 2905234



Replacement plug for type 3 device protection from the PLUGTRAB SEC T3 product range. 120 V nominal voltage.

---