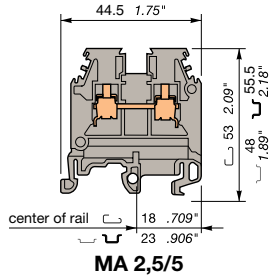
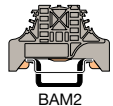


Feed through and ground terminal blocks

Screw clamp, DIN 1-3



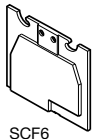
MA 2,5/5



BAM2



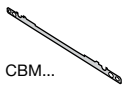
FEM6



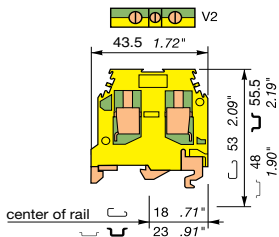
SCF6



BJMI5



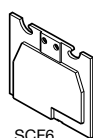
CBM...



MA 2,5/5.P



FEM6



SCF6

MA 2,5/5 - 2.5 mm² blocks - 5 mm .200" spacing

Characteristics

Wire size mm ² / AWG	Solid Stranded	IEC	UL	CSA
		NFC DIN		
		0,2 - 4	22-12 AWG	22-12 AWG
		0,22 - 2,5		
Voltage	V	800	600	600
Current	A	24	30	25
Short circuit current (MA 2,5/5.PI)	A / s	300A/1s		
Rated wire size	mm ² / AWG	2,5 mm ²	12 AWG	12 AWG
Wire stripping length	mm / inches	10 mm / .39"		
Recommended torque	Nm / lb.in	0,4-0,6 Nm / 3,5-5,3 lb.in		

Selection

Description	Type	Order P/N	Packaging
Standard block grey	<input type="checkbox"/> MA 2,5/5	0115 486.03	50
Standard block white	<input type="checkbox"/> MA 2,5/5	0105 052.21	50
Standard block blue	<input type="checkbox"/> MA 2,5/5.N	0125 486.05	50
Standard block yellow	<input type="checkbox"/> MA 2,5/5	0105 486.12	50
Standard block orange	<input type="checkbox"/> MA 2,5/5	0105 075.20	50
Standard block black	<input type="checkbox"/> MA 2,5/5	0105 077.22	50
Standard block red	<input type="checkbox"/> MA 2,5/5	0400 184.27	50
Standard block beige V0	<input type="checkbox"/> MA 2,5/5.V0	0195 486.04	50
Ground block yellow body/ green marking (without rail contact)	<input type="checkbox"/> MA 2,5/5.PI	0165 677.03	50

Accessories

End stop		BAM2 9.9 mm	0206 351.16	50
End section	grey ① <input type="checkbox"/>	FEM6 2.8 mm	0118 368.16	20
	blue ① <input type="checkbox"/>	FEM6 2.8 mm	0128 368.10	20
	orange ① <input type="checkbox"/>	FEM6 2.8 mm	0103 126.16	20
	yellow ① <input type="checkbox"/>	FEM6 2.8 mm	0103 062.21	20
	green ① <input type="checkbox"/>	FEM6 2.8 mm	0103 125.15	20
Separator end section	grey <input type="checkbox"/>	SCF6 3 mm	0118 707.03	20
Assembled jumper bar	2 poles	BJMI5 24 A	0176 278.16	10
(with IP20 protection)	3 poles	BJMI5 24 A	0176 279.17	10
	4 poles	BJMI5 24 A	0176 280.05	10
	5 poles	BJMI5 24 A	0176 281.22	10
	10 poles	BJMI5 24 A	0176 282.23	10
Shield connector		CBM5 0.5 mm	0178 745.14	20
		CBM8 0.8 mm	0178 746.15	20

MA 2,5/5.P - 2.5 mm² ground block with rail contact - 5 mm .200" spacing

Characteristics

Wire size mm ² / AWG	Solid Stranded	IEC	UL	CSA
		NFC DIN		
		0,2 - 4	22-12 AWG	22-12 AWG
		0,22 - 2,5		
Short circuit current	A / s	300A/1s		
Rated wire size	mm ² / AWG	2,5 mm ²	12 AWG	12 AWG
Wire stripping length	mm / inches	10 mm / .39"		
Recommended torque	Nm / lb.in	0,4-0,6 Nm / 3,5-5,3 lb.in		

Selection

Description	Type	Order P/N	Packaging
Ground block V2 green/yellow	<input type="checkbox"/> MA 2,5/5.P	0165 488.27	50
Mounting on DIN 3 rail without screw :			
Ground block V2 green/yellow	<input type="checkbox"/> D 2,5/5.P	0165 909.05	50

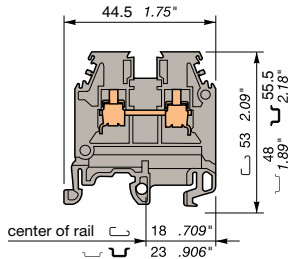
Accessories

End section	yellow <input type="checkbox"/>	FEM6 2.8 mm	0103 062.21	20
	yellow V0 <input type="checkbox"/>	FEM6 V0 2.8 mm	0199 305.02	20
Separator end section	grey <input type="checkbox"/>	SCF6 3 mm	0118 707.03	20

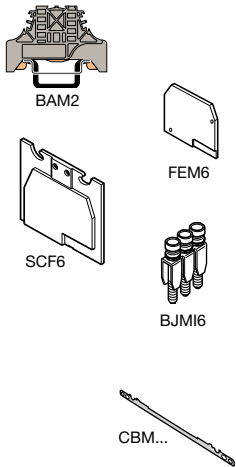
① Other colors available. Please consult factory.

Feed through and ground terminal blocks

Screw clamp, 3 3 DIN 1-3



M 4/6



M 4/6 - 4 mm² blocks - 6 mm .238" spacing

Characteristics

Wire size mm ² / AWG	IEC NFC VDE		UL	CSA
	Solid	0.2 - 4 mm ²		22-10 AWG
Stranded	0.22 - 4 mm ²			
Voltage	V	800	600	600
Current	A	32	30	25
Short circuit current (M 4/6.PI)	A / s	480A/1s		
Rated wire size	mm ² / AWG	4 mm ²	10 AWG	10 AWG
Wire stripping length	mm / inches	9.5 mm / .37"		
Recommended torque	Nm / lb.in	0.5-0.8 Nm / 4.4-7.1 lb.in		

Selection

Description	Type	Order P/N	Packaging
Standard block grey	M 4/6	0115 116.07	50
Standard block blue	M 4/6.N	0125 116.01	50
Standard block yellow	M 4/6	0105 116.16	50
Standard block orange	M 4/6	0105 002.20	50
Standard block red	M 4/6	0105 032.15	50
Standard block black	M 4/6	0105 031.14	50
Standard block beige V0	M 4/6 V0	0195 116.00	50
Standard block brown	M 4/6	0105 209.14	50
Standard block white	M 4/6	0105 051.20	50
Standard block green	M 4/6	0105 001.27	50
Standard block violet	M 4/6	0206 404.05	50
Standard block blue V0	M 4/6 V0	0199 002.26	50
Ground block yellow body/ green marking (without rail contact)	M 4/6.PI	0165 275.00	50

Accessories

End stop	BAM2	9.9 mm	0206 351.16	50	
End section	grey	FEM6	2.8 mm	0118 368.16	20
	blue	FEM6	2.8 mm	0128 368.10	20
	orange	FEM6	2.8 mm	0103 126.16	20
	yellow	FEM6	2.8 mm	0103 062.21	20
	green	FEM6	2.8 mm	0103 125.15	20
	white	FEM6	2.8 mm	0103 312.20	20
	beige V0	FEM6	2.8 mm	0198 368.17	20
	blue V0	FEM6	2.8 mm	0199 302.07	20
	yellow V0	FEM6	2.8 mm	0199 305.02	20
	black	FEM6	2.8 mm	0107 005.25	20
Separator end section	grey	SCF6	3 mm	0118 707.03	20
Assembled jumper bar	2 poles	BJMI6	32 A	0176 663.00	10
(with IP20 protection)	3 poles	BJMI6	32 A	0176 664.01	10
	4 poles	BJMI6	32 A	0176 665.02	10
	5 poles	BJMI6	32 A	0176 666.03	10
	10 poles	BJMI6	32 A	0176 667.04	10
Shield connector		CBM5	0.5 mm	0178 745.14	20
		CBM8	0.6 mm	0178 746.15	20

M 4/6.P - 4 mm² ground block with rail contact - 6 mm .238" spacing

Characteristics

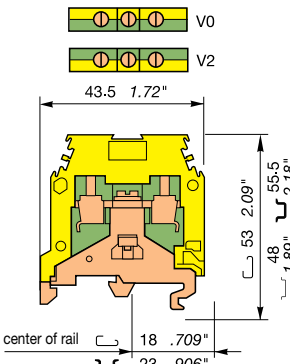
Wire size mm ² / AWG	IEC NFC VDE		UL	CSA
	Solid	0.2 - 4 mm ²		22-10 AWG
Stranded	0.22 - 4 mm ²			
Short circuit current	A / s	480A/1s		
Rated wire size	mm ² / AWG	4 mm ²	10 AWG	10 AWG
Wire stripping length	mm / inches	9.5 mm / .37"		
Recommended torque	Nm / lb.in	0.5-0.8 Nm / 4.4-7.1 lb.in		

Selection

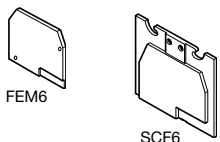
Description	Type	Order P/N	Packaging
Ground block V2 green/yellow	M 4/6.P	0165 113.16	50
Mounting on DIN 3 rail without screw :			
Ground block V0 green/yellow	D 4/6.P	0165 809.01	50

Accessories

End section	yellow	FEM6	2.8 mm	0103 062.21	20
	yellow V0	FEM6 V0	2.8 mm	0199 305.02	20
Separator end section	grey	SCF6	3 mm	0118 707.03	20



M 4/6.P



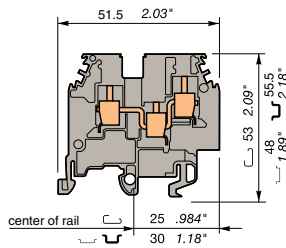
Feed through and ground terminal blocks

Single pole, multiclamp terminal blocks

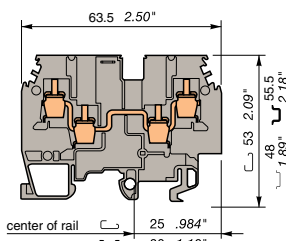
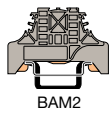
Screw clamp, \llcorner \llcorner DIN 1-3



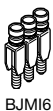
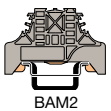
1



M 4/6.3A



M 4/6.4A



M 4/6.3A - 4 mm² blocks - 6 mm .238" spacing

Characteristics

		IEC NFC DIN	UL	CSA
Wire size mm ² / AWG	Solid	0.2 - 4	22-10AWG	12 AWG maxi.
	Stranded	0.22 - 4		
Voltage	V	800	600	600
Current	A	32	20	25
Rated wire size	mm ² / AWG	4 mm ²	10 AWG	12 AWG
Wire stripping length	mm / inches	9.5 mm / .37"		
Recommended torque	Nm / lb.in	0.5-0.8 Nm / 4.4-7.1 lb.in		

Selection

Description	Type	Order P/N	Packaging
Standard block grey	<input type="checkbox"/> M 4/6.3A	0115 468.20	50
Standard block blue	<input type="checkbox"/> M 4/6.3A.N	0125 468.22	50
Standard block beige V0	<input type="checkbox"/> M 4/6.3A.V0	0195 468.21	50

Accessories

End stop	BAM2	9.9 mm	0206 351.16	50	
End section	grey	<input type="checkbox"/> FEM3A	3 mm	0116 576.15	20
	blue	<input type="checkbox"/> FEM3A	3 mm	0126 576.17	20
	yellow	<input type="checkbox"/> FEM3A	3 mm	0103 862.20	20
Assembled jumper bar (with IP20 protection)	2 poles	BJMI6	32 A	0176 663.00	10
	3 poles	BJMI6	32 A	0176 664.01	10
	4 poles	BJMI6	32 A	0176 665.02	10
	5 poles	BJMI6	32 A	0176 666.03	10
	10 poles	BJMI6	32 A	0176 667.04	10

M 4/6.4A - 4 mm² blocks - 6 mm .238" spacing

Characteristics

		IEC NFC DIN	UL	CSA
Wire size mm ² / AWG	Solid	0.2 - 4	22-10AWG	12 AWG maxi.
	Stranded	0.22 - 4		
Voltage	V	800	600	600
Current	A	32	20	25
Rated wire size	mm ² / AWG	4 mm ²	10 AWG	12 AWG
Wire stripping length	mm / inches	9.5 mm / .37"		
Recommended torque	Nm / lb.in	0.5-0.8 Nm / 4.4-7.1 lb.in		

Selection

Description	Type	Order P/N	Packaging
Standard block grey	<input type="checkbox"/> M 4/6.4A	0115 479.23	50
Standard block blue	<input type="checkbox"/> M 4/6.4A.N	0125 479.25	50
Standard block beige V0	<input type="checkbox"/> M 4/6.4A.V0	0195 479.24	50

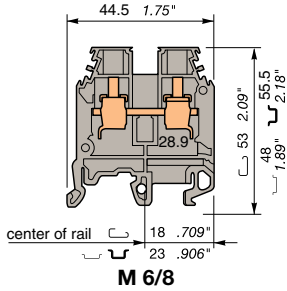
Accessories

End stop	BAM2	9.9 mm	0206 351.16	50	
End section	grey	<input type="checkbox"/> FEM4A	3 mm	0116 629.22	20
	blue	<input type="checkbox"/> FEM4A	3 mm	0126 629.24	20
	yellow	<input type="checkbox"/> FEM4A	3 mm	0103 863.21	20
Assembled jumper bar (with IP20 protection)	2 poles	BJMI6	32 A	0176 663.00	10
	3 poles	BJMI6	32 A	0176 664.01	10
	4 poles	BJMI6	32 A	0176 665.02	10
	5 poles	BJMI6	32 A	0176 666.03	10
	10 poles	BJMI6	32 A	0176 667.04	10

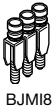
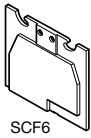
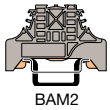
Screw clamp

Feed through and ground terminal blocks

Screw clamp, DIN 1-3



M 6/8



M 6/8 - 6 mm² blocks - 8 mm .315" spacing

Characteristics

		IEC NFC DIN	UL	CSA
Wire size mm ² / AWG	Solid	0.5 - 10	22-8 AWG	24-8 AWG
	Stranded	0.5 - 6		
Voltage	V	800	600	600
Current	A	41	50	55
Short circuit current (M 6/8.PI)	A / s	720A/1s		
Rated wire size	mm ² / AWG	6 mm ²	8 AWG	8 AWG
Wire stripping length	mm / inches	12 mm / .47"		
Recommended torque	Nm / lb.in	0.8-1 Nm / 7.1-8.9 lb.in		

Selection

Description	Type	Order P/N	Packaging
Standard block grey	M 6/8	0115 118.11	50
Standard block blue	M 6/8.N	0125 118.13	50
Standard block yellow	M 6/8	0105 004.22	50
Standard block orange	M 6/8	0105 118.20	50
Standard block beige V0	M 6/8 V0	0195 118.12	50
Standard block blue V0	M 6/8.N.V0	0199 003.27	50
Standard block black	M 6/8	0400 185.20	50
Standard block red	M 6/8	0400 186.21	50
Standard block white	M 6/8	0400 187.22	50
Standard block green	M 6/8	0105 128.22	50
Ground block yellow body/ green marking (without rail contact)	M 6/8.N.V0	0199.003.27	50

Accessories

End stop		BAM2	9.9 mm		0206 351.16	50
End section	grey	FEM6	2.8 mm		0118 368.16	20
	blue	FEM6	2.8 mm		0128 368.10	20
	orange	FEM6	2.8 mm		0103 126.16	20
	yellow	FEM6	2.8 mm		0103 062.21	20
	green	FEM6	2.8 mm		0103 125.15	20
	white	FEM6	2.8 mm		0103 312.20	20
	beige V0	FEM6V0	2.8 mm		0198 368.17	20
	blue V0	FEM6V0	2.8 mm		0199 302.07	20
	yellow V0	FEM6V0	2.8 mm		0199 305.02	20
	black	FEM6	2.8 mm		0107 005.25	20
Separator end section	grey	SCF6	3 mm		0118 707.03	20
Assembled jumper bar (with IP20 protection)	2 poles	BJMI8	41 A		0176 669.16	10
	3 poles	BJMI8	41 A		0176 670.13	10
	4 poles	BJMI8	41 A		0176 671.00	10
	5 poles	BJMI8	41 A		0176 672.01	10
	10 poles	BJMI8	41 A		0176 673.02	10

M 6/8.P - 6 mm² ground block with rail contact - 8 mm .315" spacing

Characteristics

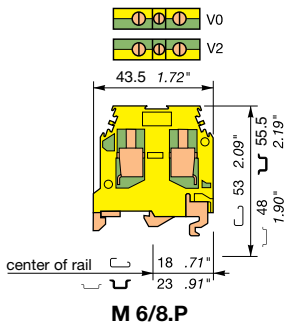
		IEC NFC DIN	UL	CSA
Wire size mm ² / AWG	Solid	0.5 - 10	22-8 AWG	24-8 AWG
	Stranded	0.5 - 6		
Short circuit current	A / s	720A/1s		
Rated wire size	mm ² / AWG	6 mm ²	8 AWG	8 AWG
Wire stripping length	mm / inches	12 mm / .47"		
Recommended torque	Nm / lb. in	0.8-1 Nm / 7.1-8.9 lb.in		

Selection

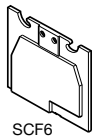
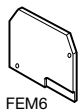
Description	Type	Order P/N	Packaging
Ground block V2 green/yellow	M 6/8.P	0165 114.17	50
Mounting on rail DIN 3 without screw :			
Ground block V2 green/yellow	D 6/8.P	0165 830.21	50

Accessories

End section	yellow	FEM6	2.8 mm		0103 062.21	20
	yellow V0	FEM6 V0	2.8 mm		0199 305.02	20
Separator end section	grey	SCF6	3 mm		0118 707.03	20



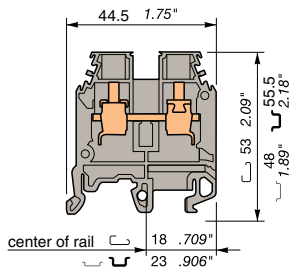
M 6/8.P



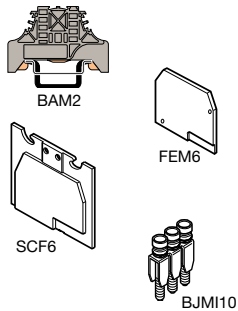
Feed through and ground terminal blocks

Screw clamp, 3 3 DIN 1-3

Screw clamp



M 10/10



M 10/10 - 10 mm² blocks - 10 mm .394" spacing

Characteristics

		IEC NFC DIN	UL	CSA
Wire size mm ² / AWG	Solid	0.5 - 16	20-6 AWG	18-6 AWG
	Stranded	0.5 - 10		
Voltage	V	800	600	600
Current	A	57	65	70
Short circuit current (M 10/10.P)	A / s	1200A/1s		
Rated wire size	mm ² / AWG	10 mm ²	6 AWG	6 AWG
Wire stripping length	mm / inches	12 mm / .47"		
Recommended torque	Nm / lb.in	1.2-1.4 Nm / 10.6-12.4 lb.in		

Selection

Description	Type	Order P/N	Packaging
Standard block grey	<input type="checkbox"/> M 10/10	0115 120.17	50
Standard block blue	<input type="checkbox"/> M 10/10.N	0125 120.11	50
Standard block yellow	<input type="checkbox"/> M 10/10	0105 120.26	50
Standard block beige V0	<input type="checkbox"/> M 10/10 V0	0195 120.10	50
Standard block blue V0	<input type="checkbox"/> M 10/10.N.V0	0199 004.20	50
Standard block black	<input type="checkbox"/> M 10/10	0400 188.03	50
Standard block red	<input type="checkbox"/> M 10/10	0400 189.04	50
Standard block white	<input type="checkbox"/> M 10/10	0400 190.01	50
Ground block yellow body/ green marking (without rail contact)	<input type="checkbox"/> M 10/10.N.V0	0199.003.27	50

Accessories

End stop		BAM2	9.9 mm	0206 351.16	50
End section	grey	<input type="checkbox"/> FEM6	2.8 mm	0118 368.16	20
	blue	<input type="checkbox"/> FEM6	2.8 mm	0128 368.10	20
	orange	<input type="checkbox"/> FEM6	2.8 mm	0103 126.16	20
	yellow	<input type="checkbox"/> FEM6	2.8 mm	0103 062.21	20
	green	<input type="checkbox"/> FEM6	2.8 mm	0103 125.15	20
	white	<input type="checkbox"/> FEM6	2.8 mm	0103 312.20	20
	black	<input type="checkbox"/> FEM6	2.8 mm	0107 005.25	20
	beige V0	<input type="checkbox"/> FEM6V0	2.8 mm	0198 368.17	20
	blue V0	<input type="checkbox"/> FEM6V0	2.8 mm	0199 302.07	20
	yellow V0	<input type="checkbox"/> FEM6V0	2.8 mm	0199 305.02	20
Separator end section	grey	<input type="checkbox"/> SCF6	3 mm	0118 707.03	20
Assembled jumper bar (with IP20 protection)	2 poles	BJM10	57 A	0176 675.04	10
	3 poles	BJM10	57 A	0176 676.05	10
	4 poles	BJM10	57 A	0176 677.06	10
	5 poles	BJM10	57 A	0176 678.17	10
	10 poles	BJM10	57 A	0176 679.10	10

M 10/10.P - 10 mm² ground block with rail contact - 10 mm .394" spacing

Characteristics

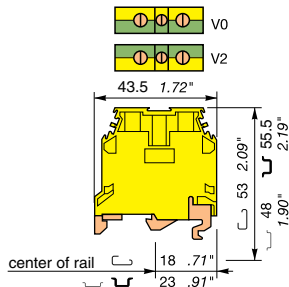
		IEC NFC DIN	UL	CSA
Wire size mm ² / AWG	Solid	0.5 - 16	20-6 AWG	18-6 AWG
	Stranded	0.5 - 10		
Short circuit current	A / s	1200A/1s		
Rated wire size	mm ² / AWG	10 mm ²	6 AWG	6 AWG
Wire stripping length	mm / inches	12 mm / .47"		
Recommended torque	Nm / lb.in	1.2-1.4 Nm / 10.6-12.4 lb.in		

Selection

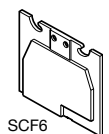
Description	Type	Order P/N	Packaging
Ground block V2 green/yellow	<input type="checkbox"/> M 10/10.P	0165 115.10	50
Ground block V0 green/yellow	<input type="checkbox"/> M 10/10.P V0	0195 115.07	50

Accessories

Separator end section	grey	<input type="checkbox"/> SCF6	3 mm	0118 707.03	20
-----------------------	------	-------------------------------	------	-------------	----

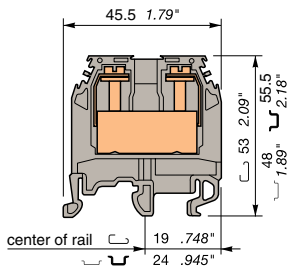


M 10/10.P

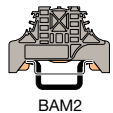


Feed through and ground terminal blocks

Screw clamp, C L DIN 1-3



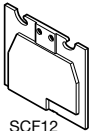
M 16/12



BAM2



FEM12



SCF12



BJMI12

M 16/12 - 16 mm² blocks - 12 mm .473" spacing

Characteristics

Wire size mm ² / AWG	Solid Stranded	IEC	UL	CSA
		NFC DIN		
		0.5 - 25	18-6 AWG	8-4 AWG
Voltage	V	800	600	600
Current	A	85	85	100
Short circuit current (M 16/12.PI)	A / s	1920A/1s		
Rated wire size	mm ² / AWG	16 mm ²	6 AWG	4 AWG
Wire stripping length	mm / inches	14 mm / .55"		
Recommended torque	Nm / lb.in	1.2-1.4 Nm / 10.6-12.4 lb.in		

Selection

Description	Type	Order P/N	Packaging
Standard block grey	<input type="checkbox"/> M 16/12	0115 129.14	50
Standard block blue	<input type="checkbox"/> M 16/12.N	0125 129.16	50
Standard block yellow	<input type="checkbox"/> M 16/12	0105 129.23	50
Standard block beige V0	<input type="checkbox"/> M 16/12.V0	0195 129.15	50
Standard block blue V0	<input type="checkbox"/> M 16/12.N.V0	0199 005.21	50
Standard block black	<input type="checkbox"/> M 16/12	0400 191.26	20
Standard block red	<input type="checkbox"/> M 16/12	0400 192.27	20
Standard block white	<input type="checkbox"/> M 16/12	0400 193.20	20
Ground block yellow body/ green marking (without rail contact)	<input type="checkbox"/> M 16/12.N.V0	0165 453.23	50

Accessories

End stop		BAM2	9.9 mm	0206 351.16	50
End section	grey	<input type="checkbox"/> FEM12	3 mm	0118 618.01	20
	blue	<input type="checkbox"/> FEM12	3 mm	0128 618.03	20
	yellow	<input type="checkbox"/> FEM12	3 mm	0103 065.24	20
	beige V0	<input type="checkbox"/> FEM12.V0	3 mm	0198 618.02	20
	blue V0	<input type="checkbox"/> FEM12.V0	3 mm	0199 303.00	20
Separator end section	grey	<input type="checkbox"/> SCF12	3 mm	0118 707.03	20
Assembled jumper bar (with IP20 protection)	2 poles	BJMI12	76 A	0179 626.06	10
	3 poles	BJMI12	76 A	0179 628.10	10
	4 poles	BJMI12	76 A	0179 629.11	10
	5 poles	BJMI12	76 A	0179 630.16	10
	10 poles	BJMI12	76 A	0179 631.03	10

M 16/12.P - 16 mm² ground block with rail contact - 12 mm .473" spacing

Characteristics

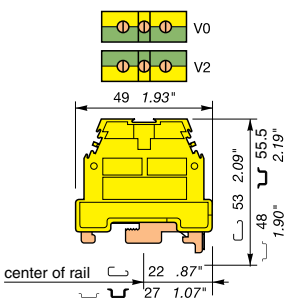
Wire size mm ² / AWG	Solid Stranded	IEC	UL	CSA
		NFC DIN		
		4 - 25	14-4 AWG	10-6 AWG
		4 - 16		
Short circuit current	A / s	1920A/1s		
Rated wire size	mm ² / AWG	16 mm ²	4 AWG	6 AWG
Wire stripping length	mm / inches	14 mm / .55"		
Recommended torque	Nm / lb.in	1.2-1.4 Nm / 10.6-12.4 lb.in		

Selection

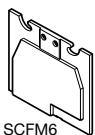
Description	Type	Order P/N	Packaging
Ground block V2 green/yellow	<input type="checkbox"/> M 16/12.P	0165 130.23	20
Ground block V0 green/yellow	<input type="checkbox"/> M 16/12.P V0	0195 130.12	20

Accessories

Separator end section	grey	<input type="checkbox"/> SCFM6	3 mm	0114 825.05	20
-----------------------	------	--------------------------------	------	-------------	----



M 16/12.P

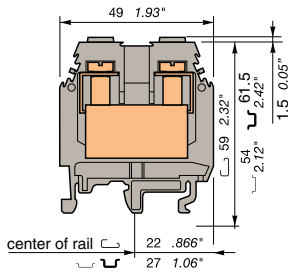


SCFM6

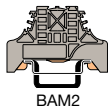
Feed through and ground terminal blocks

Screw clamp, 3 3 DIN 1-3

Screw clamp



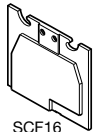
M 35/16



BAM2



FEM16



SCF16



BJMI16

M 35/16 - 35 mm² blocks - 16 mm .630" spacing

Characteristics

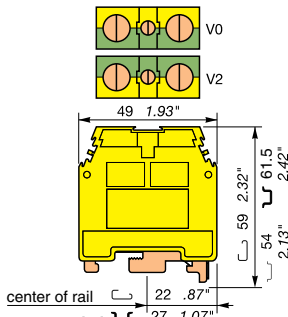
		IEC NFC DIN	UL	CSA
Wire size mm ² / AWG	Solid	1 - 50	10 - 0 AWG	10 - 0 AWG
	Stranded	1 - 35	10 - 0 AWG	10 - 0 AWG
Voltage	V	800	600	600
Current	A	125	150	140
Short circuit current (M 35/16.P)	A / s	4200A/1s		
Rated wire size	mm ² / AWG	35 mm ²	0 AWG	0 AWG
Wire stripping length	mm / inches	17 mm / .669"		
Recommended torque	Nm / lb.in	2.8-3 Nm / 24.9-26.7 lb.in		

Selection

Description	Type	Order P/N	Packaging
Standard block grey	<input type="checkbox"/> M 35/16	0115 124.07	20
Standard block blue	<input type="checkbox"/> M 35/16.N	0125 124.01	20
Standard block yellow	<input type="checkbox"/> M 35/16	0105 124.16	20
Standard block beige V0	<input type="checkbox"/> M 35/16 V0	0195 124.00	20
Standard block blue V0	<input type="checkbox"/> M 35/16.N.V0	0199 006.22	20
Standard block black	<input type="checkbox"/> M 35/16	0400 194.21	20
Standard block red	<input type="checkbox"/> M 35/16	0400 195.22	20
Standard block white	<input type="checkbox"/> M 35/16	0400 196.23	20
Ground block yellow body/ green marking (without rail contact)	<input type="checkbox"/> M 35/16.N.V0	0165 454.24	20

Accessories

End stop		BAM2	9.9 mm	0206 351.16	50
End section	grey	<input type="checkbox"/> FEM16	3 mm	0118 233.27	20
	blue	<input type="checkbox"/> FEM16	3 mm	0128 233.21	20
	yellow	<input type="checkbox"/> FEM16	3 mm	0103 061.20	20
	beige V0	<input type="checkbox"/> FEM16 V0	3 mm	0198 233.20	20
	blue V0	<input type="checkbox"/> FEM16 V0	3 mm	0199 304.01	20
Separator end section	grey	<input type="checkbox"/> SCF16	3 mm	0113 101.17	20
Assembled jumper bar (with IP20 protection)	2 poles	BJMI16	110 A	0206 217.00	10
	3 poles	BJMI16	110 A	0206 218.11	10
	4 poles	BJMI16	110 A	0206 219.12	10
	5 poles	BJMI16	110 A	0206 220.17	10
	10 poles	BJMI16	110 A	0206 221.04	10



M 35/16.P

M 35/16.P - 35 mm² ground block with rail contact - 16 mm .630" spacing

Characteristics

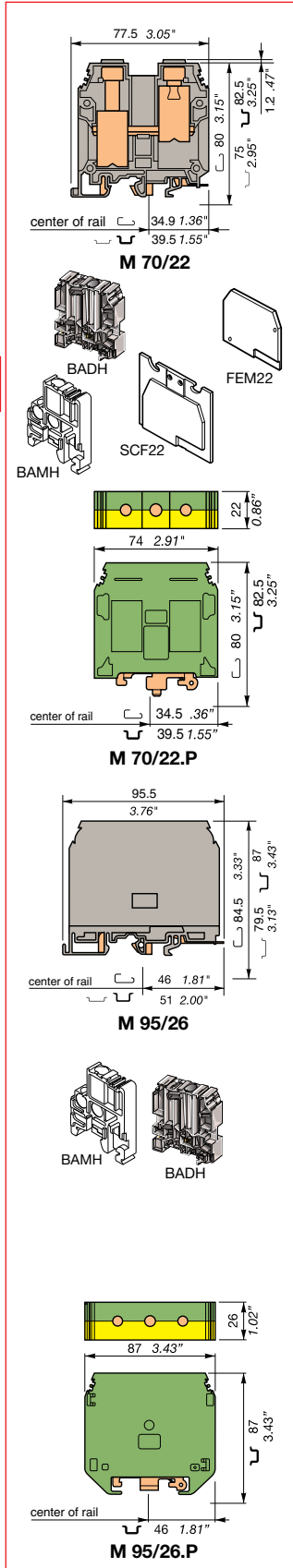
		IEC NFC DIN	UL	CSA
Wire size mm ² / AWG	Solid	4 - 50	10-0 AWG	10-0 AWG
	Stranded	4 - 35		
Short circuit current	A / s	4200A/1s		
Rated wire size	mm ² / AWG	35 mm ²	0 AWG	0 AWG
Wire stripping length	mm / inches	17 mm / .67"		
Recommended torque	Nm / lb.in	2.8-3 Nm / 24.9-26.7 lb.in		

Selection

Description	Type	Order P/N	Packaging
Ground block V2 green/yellow	<input type="checkbox"/> M 35/16.P	0165 111.14	20
Ground block V0 green/yellow	<input type="checkbox"/> M 35/16.P.V0	0195 111.03	20

Feed through and ground terminal blocks

Screw clamp, 2 1/2 DIN 1-3



M 70/22 - 70 mm² blocks - 22 mm .866" spacing

Characteristics

		IEC		UL	CSA
		NFC	DIN		
Wire size	Solid	16 - 95		4-00 AWG	4-00 AWG
mm ² / AWG	Stranded	16 - 70			
Voltage	V	800	600	600	
Current	A	192	175	150	
Short circuit current (M 70/22.PI)	A / s	8400A/1s			
Short circuit current (M 70/22.P)	A / s	8400A/1s	6600A/1s	6600A/1s	
Rated wire size	mm ² / AWG	70 mm ²		00 AWG	00 AWG
Wire stripping length	mm / inches	25 mm / .98"			
Recommended torque	Nm / lb.in	6-7 Nm / 53.4-62.3 lb.in			

Selection

Description	Type	Order P/N	Packaging
Standard block grey	<input type="checkbox"/> M 70/22	0115 216.13	10
Standard block blue	<input type="checkbox"/> M 70/22.N	0125 216.15	10
Standard block beige V0	<input type="checkbox"/> M 70/22.VO	0195 216.14	10
Ground block yellow body/ green marking (without rail contact)	<input type="checkbox"/> M 70/22.PI	0165 596.13	10

Accessories

End stop	BADH	12 mm	0116 900.27	50	
	BAMH	9.1 mm	0114 836.00	50	
End section	grey <input type="checkbox"/>	FEM22	3 mm	0113 065.15	10
	yellow <input type="checkbox"/>	FEM22	3 mm	0103 881.14	10
	beige V0 <input type="checkbox"/>	FEM22 V0	3 mm	0193 065.16	10
Separator end section	grey <input type="checkbox"/>	SCF22	3 mm	0113 851.16	10

M 70/22.P - 70 mm² ground block with rail contact - 22 mm .866" spacing ^①

Selection

Description	Type	Order P/N	Packaging
Ground block V2 green/yellow	<input type="checkbox"/> M 70/22.P	0399 024.23	10

M 95/26 - 95 mm² blocks - 26 mm 1.02" spacing

Characteristics

		IEC		UL	CSA
		NFC	DIN		
Wire size	Solid	35 - 120		4-0000 AWG	4-0000 AWG
mm ² / AWG	Stranded	35 - 95			
Voltage	V	1000	600	600	
Current	A	232	230	250	
Short circuit current (M 4/6.PI)	A / s	11400A/1s			
Rated wire size	mm ² / AWG	95 mm ²		0000 AWG	0000 AWG
Wire stripping length	mm / inches	26 mm / 1.02"			
Recommended torque	Nm / lb.in	8.5-9.5 Nm / 74-83 lb.in			

Selection

Description	Type	Order P/N	Packaging
Standard block grey	<input type="checkbox"/> M 95/26	0115 556.10	10
Standard block blue	<input type="checkbox"/> M 95/26.N	0125 556.12	10
Standard block beige V0	<input type="checkbox"/> M 95/26.VO	0195 556.11	10
Ground block yellow body/ green marking (without rail contact)	<input type="checkbox"/> M 95/26.PI	0165 556.22	10

Accessories

End stop	BADH	12 mm	0116 900.27	50
	BAMH	9.1 mm	0114 836.00	50

M 95/26.P - 95 mm² ground block with rail contact - 26 mm 1.02" spacing ^①

Characteristics

		IEC		UL	CSA
		NFC	DIN		
Wire size	Solid	35 - 120		4-0000 AWG	4-0000 AWG
mm ² / AWG	Stranded	35 - 95			
Short circuit current	A / s	11400A/1s			
Rated wire size	mm ² / AWG	95 mm ²		0000 AWG	0000 AWG
Wire stripping length	mm / inches	26 mm / 1.02"			
Recommended torque	Nm / lb.in	8.5-9.5 Nm / 74-83 lb.in			

Selection

Description	Type	Order P/N	Packaging
Ground block V2 green/yellow	<input type="checkbox"/> M 95/26.P	0399 176.00	10

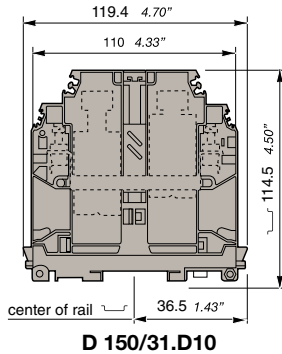
^① Mounting on PR4 rail only.

Power terminal blocks

Screw clamp , 3 DIN 3

Screw clamp

D 150/31.D10 - 150 mm² blocks - 31 mm 1.22" spacing



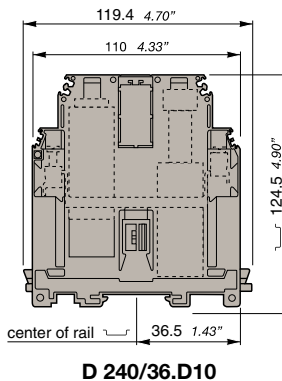
Characteristics

		IEC NFC DIN	UL	CSA
Wire size main circuit mm ² / AWG	Solid	25 - 185	4 AWG-350 MCM	
	Stranded	35 - 150	2 AWG-300 MCM	
Wire size output mm ² / AWG	Solid	0.5 - 16		
	Stranded	0.5 - 10 18-6 AWG		
Voltage	V	1000	600	600
Current main circuit	A	309	445	445
Current output	A	57	70	70
Rated wire size main circuit	mm ² / AWG	150 mm ²	300 MCM	300 MCM
Rated wire size output	mm ² / AWG	10 mm ²	6 AWG	6 AWG
Wire stripping length main circuit	mm / inches	35 mm / 1.37"		
Wire stripping length output	mm / inches	12 mm / 0.47"		
Recommended torque main circuit	Nm / lb.in	10-30 Nm / 88.5-260 lb.in		
Recommended torque output	Nm / lb.in	1.2-1.4 Nm / 10.6-12.3 lb.in		

Selection

Description	Type	Order P/N	Packaging
Standard block grey	<input type="checkbox"/> D 150/31.D10	0399 715.04	10
Standard block blue	<input type="checkbox"/> D 150/31.D10.N	0399 717.06	10
Ground block yellow body/ green marking (without rail contact)	<input type="checkbox"/> D150/31.D10.PI	0399 716.05	10

D 240/36.D10 - 240 mm² blocks - 36 mm 1.41" spacing



Characteristics

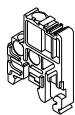
		IEC NFC DIN	UL	CSA
Wire size main circuit mm ² / AWG	Solid	50 - 300	0 AWG-600 MCM	
	Stranded	35 - 240	2 AWG-500 MCM	
Wire size output mm ² / AWG	Solid	0.5 - 16		
	Stranded	0.5 - 10 18-6 AWG		
Voltage	V	1000	600	600
Current main circuit	A	415	400	400
Current output	A	57	70	70
Rated wire size main circuit	mm ² / AWG	240 mm ²	500 MCM	500 MCM
Rated wire size output	mm ² / AWG	10 mm ²	6 AWG	6 AWG
Wire stripping length main circuit	mm / inches	35 mm / 1.37"		
Wire stripping length output	mm / inches	12 mm / 0.47"		
Recommended torque main circuit	Nm / lb.in	14-30 Nm / 124-260 lb.in		
Recommended torque output	Nm / lb.in	1.2-1.4 Nm / 10.6-12.3 lb.in		

Selection

Description	Type	Order P/N	Packaging
Standard block grey	<input type="checkbox"/> D 240/36.D10	0399 704.12	5
Standard block blue	<input type="checkbox"/> D 240/36.D10.N	0399 706.14	5
Ground block yellow body/ green marking (without rail contact)	<input type="checkbox"/> D 240/36.D10.PI	0399 705.13	5

Accessories

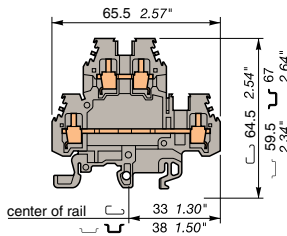
Accessory	Type	Order P/N	Packaging
End stop	BADH 12 mm	0116 900.27	50
	BAMH 9.1 mm	0114 836.00	50



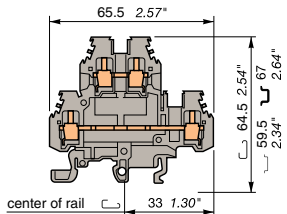
Feed through terminal blocks

Double-deck

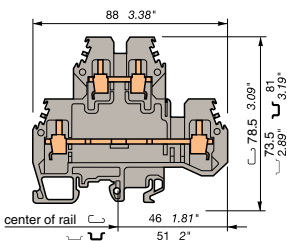
Screw clamp, 𐀀 𐀁 DIN 1-3




MA 2,5/5.D2



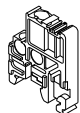
M 4/6.D2



M 6/8.D2



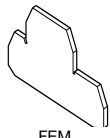
BADH



BAMH



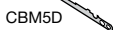
BJM...



FEM...



SCF6D



CBM5D

MA 2,5/5.D2 - 2.5 mm² blocks - 5 mm .200" spacing

Characteristics

		IEC	UL	CSA
		NFC DIN		
Wire size	Solid	0.2 - 4		
mm ² / AWG	Stranded	0.22 - 2.5	22-12 AWG	20-12 AWG
Voltage	V	630	300	300
Current	A	24	20	25
Rated wire size	mm ² / AWG	2.5 mm ²	12 AWG	12 AWG
Wire stripping length	mm / inches	9 mm / .354"		
Recommended torque	Nm / lb.in	0.4-0.6 Nm / 3.5-5.3 lb.in		

M 4/6.D2 - 4 mm² blocks - 6 mm .238" spacing

Characteristics

		IEC	UL	CSA
		NFC DIN		
Wire size	Solid	0.2 - 4		
mm ² / AWG	Stranded	0.22 - 4	22-12 AWG	24-12 AWG
Voltage	V	800	600	300
Current	A	32	20	25
Rated wire size	mm ² / AWG	4 mm ²	12 AWG	12 AWG
Wire stripping length	mm / inches	8.5 mm / .33"		
Recommended torque	Nm / lb.in	0.5-0.8 Nm / 4.4-7.1 lb.in		

M 6/8.D2 - 6 mm² blocks - 8 mm .315" spacing

Characteristics

		IEC	UL	CSA
		NFC DIN		
Wire size	Solid	0.5 - 10		
mm ² / AWG	Stranded	0.5 - 6	18-8 AWG	8 AWG
Voltage	V	800	600	600
Current	A	41	50	45
Rated wire size	mm ² / AWG	6 mm ²	8 AWG	8 AWG
Wire stripping length	mm / inches	12 mm / .47"		
Recommended torque	Nm / lb.in	0.8-1 Nm / 7.1-8.9 lb.in		

MA 2,5/5.D2...Selection

Description	Type	Order P/N		Packaging
Standard block grey	<input type="checkbox"/>	MA 2,5/5.D2	0115 490.13	50
Standard block blue	<input type="checkbox"/>	MA 2,5/5.D2.N	0125 490.15	50
Standard block beige V0	<input type="checkbox"/>	MA 2,5/5.D2.V0	0195 490.14	50

M 4/6.D2...Selection

Standard block grey	<input type="checkbox"/>	M 4/6.D2	0115 271.22	50
Standard block beige V0	<input type="checkbox"/>	M 4/6.D2.V0	0195 271.23	50
Standard block green	<input type="checkbox"/>	M 4/6.D2	0105 044.21	50
Standard block white	<input type="checkbox"/>	M 4/6.D2	0105 046.23	50
Standard block black	<input type="checkbox"/>	M 4/6.D2	0105 047.24	50
Standard block red	<input type="checkbox"/>	M 4/6.D2	0105 048.05	50
Standard block orange	<input type="checkbox"/>	M 4/6.D2	0105 049.06	50
Standard block yellow	<input type="checkbox"/>	M 4/6.D2	0105 045.22	50

M 6/8.D2...Selection

Standard block grey	<input type="checkbox"/>	M 6/8.D2	0115 501.12	50
Standard block beige V0	<input type="checkbox"/>	M 6/8.D2.V0	0195 501.13	50

Accessories

End stop		BADH	12 mm	0116 900.27	50	
		BAMH	9.1 mm	0114 836.00	50	
End section	grey	<input type="checkbox"/>	FEM6D	1 mm ①②	0118 499.23	20
	blue	<input type="checkbox"/>	FEM6D	1 mm ①②	0128 499.25	20
	grey	<input type="checkbox"/>	FEM8D1	1 mm ③	0116 656.25	20
	grey	<input type="checkbox"/>	FEM8D2	4 mm ③	0116 657.26	20
Separator end section	grey	<input type="checkbox"/>	SCF6D	1 mm ②	0118 495.17	20
Assembled jumper bar	2 poles		BJMI5D	24 A ①	0176 736.21	10
(with IP20 protection)	3 poles		BJMI5D	24 A ①	0176 737.22	10
	4 poles		BJMI5D	24 A ①	0176 738.03	10
	5 poles		BJMI5D	24 A ①	0176 739.04	10
	10 poles		BJMI5D	24 A ①	0176 740.11	10
Assembled jumper bar	2 poles		BJMI6D	32 A ②	0179 668.20	10
(with IP20 protection)	3 poles		BJMI6D	32 A ②	0179 669.21	10
	4 poles		BJMI6D	32 A ②	0179 670.26	10
	5 poles		BJMI6D	32 A ②	0179 671.13	10
	10 poles		BJMI6D	32 A ②	0179 672.14	10
Assembled jumper bar	2 poles		BJMI8	41 A ③	0176 669.16	10
(with IP20 protection)	3 poles		BJMI8	41 A ③	0176 670.13	10
	4 poles		BJMI8	41 A ③	0176 671.00	10
	5 poles		BJMI8	41 A ③	0176 672.01	10
	10 poles		BJMI8	41 A ③	0176 673.02	10
Shield connector			CBM5D	0.5 mm ①②	0173 530.24	50

① Only for MA 2,5/5.D2...
 ② Only for M 4/6.D2...
 ③ Only for M 6/8.D2...

Feed through terminal blocks

Triple - deck

Screw clamp, \sqsubset DIN 3



D 4/6.T3 - 4 mm² blocks - 6 mm .238" spacing

Characteristics

		IEC NFC DIN	UL	CSA
Wire size mm ² / AWG	Solid	0.2 - 4	22-12 AWG	22-12 AWG
	Stranded	0.22 - 4		
Voltage	V	500	300	300
Current	A	32	20	20
Rated wire size	mm ² / AWG	4 mm ²	12 AWG	12 AWG
Wire stripping length	mm / inches	9.5 mm / .37"		
Recommended torque	Nm / lb.in	0.5-0.8 Nm / 4.4-7.1 lb.in		

Selection

Description	Type	Order P/N	Packaging
Standard block grey	<input type="checkbox"/> D 4/6.T3	0299 683.01	25

M 4/6.T3.P - 4 mm² block - 6 mm .238" spacing

Characteristics

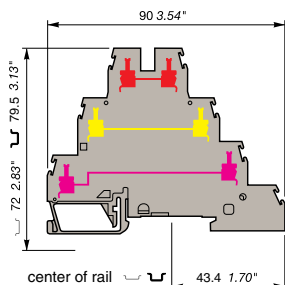
		IEC NFC DIN	UL	CSA
Wire size mm ² / AWG	Solid	0.2 - 4	22-12 AWG	22-12 AWG
	Stranded	0.22 - 4		
Voltage	V	500	300	300
Current	A	32	20	20
Short circuit current	A/s	480 A/1s		
Rated wire size	mm ² / AWG	4 mm ²	12 AWG	12 AWG
Wire stripping length	mm / inches	9.5 mm / .37"		
Recommended torque	Nm / lb.in	0.5-0.8 Nm / 4.4-7.1 lb.in		

Selection

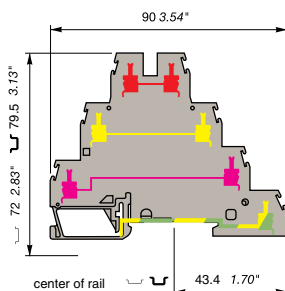
Description	Type	Order P/N	Packaging
Standard block grey	<input type="checkbox"/> M 4/6.T3.P	0299 684.02	25

Accessories

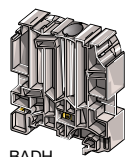
End stop	BADH	12 mm	0116 900.27	50	
Assembled jumper bar (without IP20 protection)	2 poles	BJM62	41 A	0173 217.26	10
	3 poles	BJM62	41 A	0173 218.07	10
	4 poles	BJM62	41 A	0173 219.00	10
	5 poles	BJM62	41 A	0173 221.22	10
	10 poles	BJM62	41 A	0173 226.27	10



M 4/6.T3



M 4/6.T3.P



BADH



BJM62

Double-deck terminal blocks

Compression clamp

DIN 1 - 3

End stop	th. 9,1 mm	BAMH	0114 836.00
Other end stops : See Accessories section			
Rail	35 x 7,5 x 1	PR30 prepunched	0173 220.05
Rail	35 x 15 x 2,3	PR4	0168 500.12
Rail	35 x 15 x 1,5	PR5 prepunched	0101 598.26
Rail	32 x 15 x 1,5	PR1Z2	0163 050.04
Other rails : See Accessories section			
Other accessories : See Accessories section			

Notes

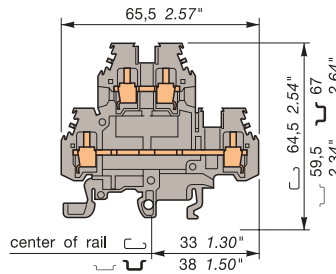
The use of some accessories may decrease the block's voltage rating. For more information, consult us.

Accessories

	1 End section	grey blue beige	
	2 Circuit separator	grey beige	
	3 Separator end section	grey beige	
	4 Test socket		
	5 Test device		
	6 Test plug		
	7 Assembled jumper bar	32 A 32 A (without IP 20 protection)	32 A 32 A 32 A 32 A 32 A 32 A
	8 Connector plate	32 A	35 A
	9 Jumper bar not assembled	Screw + washer + post	32 A
	10 Pivoting jumper bar		35 A
	11 Comb type jumper bar		35 A
	12 IDC jumper		24 A
	13 Vertical interconnection		
	14 Shield connector		
	R See section on markers marking method		

M 4/6.D2...

Spacing 6 mm +0,05 (.238")



Standard 6 mm block.



Color	Type	Part numbers
Grey	M 4/6.D2	0115 271.22
Beige V0	M 4/6.D2.V0	0195 271.23

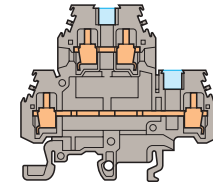
Characteristics

Wire size	IEC		UL	CSA
	NFC	DIN		
Compression Solid wire	0,2-4 mm ²		24-10 AWG	24-10 AWG
clamp Stranded wire	0,22-4 mm ²		24-10 AWG	24-10 AWG

Voltage			
Rated	800 V	600 V	300 V
Pulse	8 kV		
Pollution degree	3		
Current			
Rated	32 A	20 A	25 A
Wire size			
Rated / Gauge	4 mm ² / A4	10 AWG	10 AWG
Wire stripping length	Recomm. Screwdriver	Recomm. torque	Protection
8,5 mm	4 mm	0,5-0,8 Nm	IP20
.33"	.157"	4.4-7 lb.in	NEMA 1

M 4/6.D2.1...

Pas 6 mm +0,05 (.238")



M 4/6.D2 with partition.



Color	Type	Part numbers
Grey	M 4/6.D2.1	0115 126.01
Blue	M 4/6.D2.1.N	0125 126.03
Beige V0	M 4/6.D2.1.V0	0195 126.02

Characteristics

Wire size	IEC		UL	CSA
	NFC	DIN		
Compression Solid wire	0,2-4 mm ²		24-10 AWG	24-10 AWG
clamp Stranded wire	0,22-4 mm ²		24-10 AWG	24-10 AWG

Voltage			
Rated	800 V	600 V	300 V
Pulse	8 kV		
Pollution degree	3		
Current			
Rated	32 A	20 A	25 A
Wire size			
Rated / Gauge	4 mm ² / A4	10 AWG	10 AWG
Wire stripping length	Recomm. Screwdriver	Recomm. torque	Protection
8,5 mm	4 mm	0,5-0,8 Nm	IP20
.33"	.157"	4.4-7 lb.in	NEMA 1

Type	Part numbers
FEM6D	th. 1,0 mm 0118 499.23
FEM6D	th. 1,0 mm 0128 499.25
FEM6D V0	th. 1,0 mm 0198 499.24
SCM6D	0113 482.05
SCM6D V0	0193 482.06
SCF6D	th. 1,0 mm 0118 495.17
SCF6D V0	th. 1,0 mm 0198 495.10
AL2 (1)	DIA. 2,0 mm 0163 070.00
AL3 (1)	DIA. 3,0 mm 0163 261.00
DCG	grey 0163 218.05
FC2 (3)	DIA. 2,0 mm 0007 865.26
BJM6D (1)	2 poles 0173 515.11
BJM6D (1)	3 poles 0173 516.12
BJM6D (1)	4 poles 0173 517.13
BJM6D (1)	5 poles 0173 519.25
BJM6D (1)	10 poles 0173 520.22
BJMI6D (1)	2 poles 0179 668.20
BJMI6D (1)	3 poles 0179 669.21
BJMI6D (1)	4 poles 0179 670.26
BJMI6D (1)	5 poles 0179 671.13
BJMI6D (1)	10 poles 0179 672.14
EL6	0173 627.21
BJS61 (1)(4)	10 poles 0168 485.27
EV6D	0168 400.16
BJP61	0167 225.20
PC61	10 poles 0163 311.22
AD2,5	0114 205.20
ITV6	0168 962.04
CBM5D	th. 0,5 mm 0173 530.24

Type	Part numbers
FEM6D	th. 1,0 mm 0118 499.23
FEM6D	th. 1,0 mm 0128 499.25
FEM6D V0	th. 1,0 mm 0198 499.24
SCM6D	0113 482.05
SCM6D V0	0193 482.06
SCF6D	th. 1,0 mm 0118 495.17
SCF6D V0	th. 1,0 mm 0198 495.10
AL2	DIA. 2,0 mm 0163 070.00
AL3	DIA. 3,0 mm 0163 261.00
DCG	grey 0163 218.05
FC2 (3)	DIA. 2,0 mm 0007 865.26
BJM6D (2)	2 poles 0173 515.11
BJM6D (2)	3 poles 0173 516.12
BJM6D (2)	4 poles 0173 517.13
BJM6D (2)	5 poles 0173 519.25
BJM6D (2)	10 poles 0173 520.22
BJMI6D (2)	2 poles 0179 668.20
BJMI6D (2)	3 poles 0179 669.21
BJMI6D (2)	4 poles 0179 670.26
BJMI6D (2)	5 poles 0179 671.13
BJMI6D (2)	10 poles 0179 672.14
EL6	0173 627.21
BJS61 (2)(4)	10 poles 0168 485.27
EV6D	0168 400.16
BJP61	0167 225.20
PC61	10 poles 0163 311.22
AD2,5	0114 205.20
ITV6	0168 962.04
CBM5D	th. 0,5 mm 0173 530.24

(1) Sides of block (2) Top of block
 Note : (1) A circuit separator SC may be required with the use of these accessories. (2) Use of these accessories requires the user to cut out the partition. (3) For block equipped with test socket AL2. (4) See section Accessories for other configuration of poles.