





Loadcentres

SPA panel and Mini Panel/Enclosed Breaker

Selection

Selection and Ordering Data



 <p>W0408ML1125</p>  <p>2-POLE GFCI</p>	SPA panel package, 3R enclosure 120/240V 1 Phase 3 Wire																																							
	Number of Circuits	Package Catalogue Number	Main Amps.	GFCI Included	Enclosure Dimensions - Inches (mm)			Hubs (sold separately)																																
					H	W	D	Conduit Size (")	Catalogue Number																															
	4/8	W0408ML1125-20	125	QF220	12 ^{1/4} (312)	6 (153)	4 ^{1/4} (108)	Cover 3/4 1 1 ^{1/4} 1 ^{1/2} 2 2 ^{1/2}	ECHS000 ECHS075 ECHS100 ECHS125 ECHS150 ECHS200 ECHS250																															
		W0408ML1125-30		QF230																																				
		W0408ML1125-40		QF240																																				
W0408ML1125-50		QF250																																						
W0408ML1125-60		QF260																																						
Each package also includes a 4-point ground bar and French instructions.																																								
 <p>EQS260</p>	Circuit Breaker Enclosures for Service Entrance and Commercial Use																																							
	EEMAC 1 Enclosure (Indoor) 1 phase 3 wire 240V AC Max.																																							
	Breaker Range	Catalogue Number	Main Amps.	Number of Poles	Dimensions - Inches (mm)			Lug Data																																
					H	W	D																																	
	15-60A	EQS260* ^①	60	1,2	7 ^{3/4} (197)	5 (127)	2 ^{3/4}	14-4 (70)																																
15-125A	EQS2125* ^①	125	1,2	13 (330)	6 ^{5/8} (168)	3 ^{3/8}	14-2/0 (86)																																	
*Does not accept quad type breaker.																																								
 <p>WEQ60-4</p>	EEMAC 3R Weatherproof Enclosure, 1 phase 3 wire 240V AC Max.																																							
	Full Module Circuits	Catalogue Number	Main Amps.	Dimensions - Inches (mm)			Weight lbs.	Hub ^② Type																																
				H	W	D																																		
	3	WEQ60-4 ^③	60	10 ^{1/4} (260)	9 ^{1/2} (241)	5 ^{5/8} (143)	8	HR																																
	2/4	W0204ML1060 ^③	60	8 (204)	5 (127)	4 ^{1/4} (108)	4	HA																																
4/8	W0408ML1125 ^③	125	12 ^{1/4} (312)	6 (153)	4 ^{1/4} (108)	7	HS																																	
Key Features: Outdoor EEMAC 3R enclosure <ul style="list-style-type: none"> • Accepts plug-in Q type breakers • One piece bus bar construction • Combination trim flush/surface 																																								
Remark: ① The panels will not accommodate a 2 pole ground fault breaker (GFCI) or breaker with shunt trip. ② Hubs sold separately ③ Not to be used as service entrance.																																								
				Hubs <table border="1"> <thead> <tr> <th>Catalogue Number</th> <th>Conduit size (")</th> <th>Catalogue Number</th> <th>Conduit size (")</th> </tr> </thead> <tbody> <tr> <td>ECHA075</td> <td>3/4</td> <td>ECHS075</td> <td>3/4</td> </tr> <tr> <td>ECHA100</td> <td>1</td> <td>ECHS100</td> <td>1</td> </tr> <tr> <td>ECHA125</td> <td>1 1/4</td> <td>ECHS125</td> <td>1 1/4</td> </tr> <tr> <td>ECHR075</td> <td>3/4</td> <td>ECHS150</td> <td>1 1/2</td> </tr> <tr> <td>ECHR100</td> <td>1</td> <td>ECHS200</td> <td>2</td> </tr> <tr> <td>ECHR125</td> <td>1 1/4</td> <td>ECHS250</td> <td>2.5</td> </tr> <tr> <td>ECHR150</td> <td>1 1/2</td> <td></td> <td></td> </tr> </tbody> </table>					Catalogue Number	Conduit size (")	Catalogue Number	Conduit size (")	ECHA075	3/4	ECHS075	3/4	ECHA100	1	ECHS100	1	ECHA125	1 1/4	ECHS125	1 1/4	ECHR075	3/4	ECHS150	1 1/2	ECHR100	1	ECHS200	2	ECHR125	1 1/4	ECHS250	2.5	ECHR150	1 1/2		
Catalogue Number	Conduit size (")	Catalogue Number	Conduit size (")																																					
ECHA075	3/4	ECHS075	3/4																																					
ECHA100	1	ECHS100	1																																					
ECHA125	1 1/4	ECHS125	1 1/4																																					
ECHR075	3/4	ECHS150	1 1/2																																					
ECHR100	1	ECHS200	2																																					
ECHR125	1 1/4	ECHS250	2.5																																					
ECHR150	1 1/2																																							